



PROFESSIONAL USERS PRICE LIST

JANUARY 2019









This product is available with a minimum lead time of 8 weeks.

Wireless CRMX™ technology from Lumen Radio included as standard accessory.






DISCHARGE - LAMP MOVING LIGHTS

ROBIN BMFL Spot, ROBIN BMFL Blade, ROBIN BMFL Wash, ROBIN BMFL Wash XF, ROBIN BMFL WashBeam

Photo	Model	Product Description	Packaging	EU code	EUR		
	ROBIN BMFL Spot	The BMFL™ – Bright Multi-Functional Luminaire – much anticipated new lighting fixture from Robe, brings a real game changer in the world of moving lights. The BMFL Spot™ has a custom light source designed for Robe and produces a staggering powerful 250 000 lux at 5 metres – no other product currently on the market can equal this output! Despite its power and comprehensive feature set, it weighs just 36 Kgs... and has a compact body profile. The lamp produces light at a CRI of 92+, this combined with a refined optical system, 5–55 degree zoom, results in a crisp, high quality fat beam that is truly homogenised and without a hotspot. There are also two colour wheels which include filters that can be utilised to adjust colour temperature and improve the CRI of the white output in aging lamps. There are two rotating gobo wheels – each with six slot&lock gobo positions. There are also two Rotating Prisms. The Dual Graphic Wheels both focus within the same focal plane and the rotation and movement can be individually controlled and varied... to create ultra-cool, infinitely subtle special effects. The frost and dimming functions provide further effects. Three grades of Frost are available and the dimmer is exceptionally smooth with no distortion, so the full beam width is visible right up to the point at which it disappears. The strobe effect is authentic with up to 10 flashes per second! Aimed at long-throw applications, the newly patented Robe EMS™ (Electronic Motion Stabiliser) technology, enables the BMFL™ to absorb vibrations from audio outputs, truss movement, sprung or suspended floors, etc. The BMFL™ is a very powerful, feature packed luminaire that will provide a real signature light source for any project.	Dual Top Loader Case	16+	10718611	11 565,00	
			Standard version:	1 - 15	10718611	12 175,00	
				Single Top Loader Case	16+	10518611	11 830,00
				1 - 15	10518611	12 450,00	
				Cardboard	16+	10018611	10 765,00
				1 - 15	10018611	11 330,00	
				Wireless version:	Dual Top Loader Case	16+	10718601
			1 - 15		10718601	12 355,00	
				Single Top Loader Case	16+	10518601	12 005,00
				1 - 15	10518601	12 635,00	
				Cardboard	16+	10018601	10 940,00
				1 - 15	10018601	11 515,00	
	ROBIN BMFL Blade	Four fast shutter blades with smooth and precise movement in the new BMFL Blade lighting fixture. Individually angled and positioned within a frame - which itself can rotate through 90 degrees, providing a sharp or soft, precisely repeatable, frame for the projected image. Producing a new series of fast-moving in-air effects through pre-programmed shape and movement sequences of the blades, gobo images can be trimmed or framed in a regular, triangular or trapezoid shape. Each pair of opposing blades can close to a complete blackout. Two gobo wheels – one rotating with six slot&lock gobo positions plus another with 8 static gobos can be combined with the Animation wheel to create numerous dynamic projected effects. Add all this to the already acclaimed BMFL features including: exceptionally smooth linear dimming, Imperceptible high definition colour mixing, full width beam, Output in excess of 250,000 lux at 5 metres – and the Robe EMS™ (Electronic Motion Stabiliser) technology, enabling the BMFL™ to both move and stop faster and more precisely than any other fixture in its class - all this housed in a compact body profile weighing just 37,9 Kgs.	Dual Top Loader Case	16+	10718631	12 290,00	
			Standard version:	1 - 15	10718631	12 940,00	
				Single Top Loader Case	16+	10518631	12 560,00
				1 - 15	10518631	13 220,00	
				Cardboard	16+	10018631	11 495,00
				1 - 15	10018631	12 100,00	
				Wireless version:	Dual Top Loader Case	16+	10718641
			1 - 15		10718641	13 125,00	
				Single Top Loader Case	16+	10518641	12 730,00
				1 - 15	10518641	13 405,00	
				Cardboard	16+	10018641	11 670,00
				1 - 15	10018641	12 280,00	
	ROBIN BMFL Wash	BMFL™ - Wash is the ultimate fresnel based 1.700 W lamp based wash light with large 200 mm diameter front fresnel lens for high quality traditional wash output ranging from punchy tight 4.5° to smooth 55°. Custom interchangeable frost filters with three grades (light, medium and heavy) for extremely gentle soft touch. CMY + CTO colour mixing filters for the unprecedented BMFL quality of colour transitions and two color wheels with 6 colours each, one with custom replaceable "SLOT&LOCK" positions. Advanced DMX controllable edge aberration correction for smoother hues and seamless coverage.	Dual Top Loader Case	16+	10728621	9 945,00	
			Standard version:	1 - 15	10728621	10 470,00	
				Single Top Loader Case	16+	10528621	10 210,00
				1 - 15	10528621	10 750,00	
				Cardboard	16+	10028621	9 145,00
				1 - 15	10028621	9 625,00	
				Wireless version:	Dual Top Loader Case	16+	10728631
			1 - 15		10728631	10 655,00	
				Single Top Loader Case	16+	10528631	10 385,00
				1 - 15	10528631	10 930,00	
				Cardboard	16+	10028631	9 320,00
				1 - 15	10028631	9 810,00	
	Module XF for ROBIN BMFL Wash	Optional XF Module contains Beam Shaper (Internal barndoors): individual position control of 4 "doors", +/- 90° module rotation (Patent pending), Scrim module: Graduated filter position control, +/- 180° module rotation (Patent pending).	Cardboard		10980266	895,00	

	ROBIN BMFL Wash XF	<p>The Optional XF module expands the features of the BMFL™ Wash with innovative internal Scrim having a graduated filter, which can be inserted to the light path and allowing rotation of the whole assembly +/- 180° to achieve even wash coverage when projecting onto a non-perpendicular surface and internal motorised barndoors for creating different unique shapes and chases which also simulate barndoor effects. The barndoor module consists of four individually controllable blades and is rotatable by +/- 90°.</p>	Standard version:	Dual Top Loader Case	16+	10728641	10 795,00				
					1 - 15	10728641	11 360,00				
				Single Top Loader Case	16+	10528641	11 060,00				
					1 - 15	10528641	11 640,00				
				Cardboard	16+	10028641	9 995,00				
					1 - 15	10028641	10 520,00				
					ROBIN BMFL WashBeam	<p>The strong-arm of the BMFL™ family - the superbly powerful BMFL WashBeam comes with extra bright output and an abundance of great features, e.g newly developed framing shutters, super wide front lens and animation wheel. The BMFL WashBeam will enhance any show with its large beam produced through wide 180 mm front lens. With custom light source designed for Robe it produces an astounding 300.000 lux at 5 metres! Rotating gobo wheel with carefully selected gobos ensure many combinations of in air animations, but can also produce nice spot-like projections on surfaces. Four fast shutter blades with smooth and precise movement offer individually angled positions within a frame - which itself can rotate through 90 degrees, providing a sharp or soft, precisely repeatable frame for the projected image. Fast movement of the framing system also allows unique in air beam effects. Adding frost filters can enhance the projection by adding smooth touches to the beam's edge.</p>	Standard version:	Dual Top Loader Case	16+	10728601	12 100,00
									1 - 15	10728601	12 735,00
								Single Top Loader Case	16+	10528601	12 365,00
									1 - 15	10528601	13 015,00
Cardboard	16+	10028601	11 295,00								
	1 - 15	10028601	11 890,00								
	Wireless version:		Dual Top Loader Case					16+	10728651	10 970,00	
								1 - 15	10728651	11 545,00	
			Single Top Loader Case					16+	10528651	11 230,00	
								1 - 15	10528651	11 825,00	
			Cardboard	16+	10028651	10 165,00					
				1 - 15	10028651	10 700,00					
			Flight cases								
				Single Top Loader Case ROBIN BMFL	<p>This case provides perfect protection for Robin´s in the touring and rental market. It is constructed from high-quality, water repellent 9 mm thick plywood. It has a black finish exterior and features aluminium protected edges and tough steel corners. This single case is equipped with four metal recessed wheels for easy transport.</p>				10120163-02	1 125,00	
				Dual Top Loader Case ROBIN BMFL	<p>This Dual Top Loader Case provides full protection two ROBIN BMFL units. It was built to endure the rigors of the touring and rental market. The case is manufactured from high-quality, water repellent 9 mm thick plywood. The features include durable construction, consisting of ball corners, strong metal handles and roller castors on the base to enable easy roll-on and roll-out.</p>				10120164-02	1 685,00	
	Foam Shell ROBIN BMFL	<p>The BMFL Foam Shell is produced to satisfy demand on safety transport of the Robin BMFL. The product is made from polyurethane foam and is characterized by high strength, low weight, quality fabrication and perfect design. Suitable for building into customer cases.</p>				20020218-01	335,00				
Accessories - BMFL range											
	Lamp Osram Lok-it HTI 1700/PS	<p>Osram HTI 1 700 W-1 500 W / 60 / P28 Lok-it! is a highly efficient, single-ended short-arc metal halide lamp with 6 000 K colour temperature and CRI 92. Life time: 500 hours @ 1 700 W and 750 hours @ 1 500 W / 1 200 W.</p>	Cardboard		16+	14080049	340,00				
					1-15	14080049	360,00				
	BMFL Handles 2 pcs	<p>The Handle allows manual control of the BMFL head. Easy installation on the head via two ¼- turn quick locks. Two installation positions on the head. 2 pcs in box.</p>	Cardboard			10980233	120,00				
	BMFL Side Handle	<p>The BMFL Side Handle allows manual control of the BMFL head. Easy installation on the head via two ¼- turn quick locks and one rim around the front lens. Suitable for BMFL Spot, BMFL Blade, BMFL FollowSpot and BMFL WashBeam.</p>	Cardboard			10980396	230,00				
	Omega Adaptor CL-regular 2 pcs	<p>Replacement Omega adaptor CL only – attention: 2 pcs are already supplied in box as standard.</p>	Cardboard			10980033	70,00				
	Doughty Trigger Clamp	<p>Designed to allow one person to hang heavy equipment, the weight of the object being hung, becomes its own safety factor by automatically closing the trigger and the bottom half of the clamp.</p>	Cardboard			17030386	60,00				
	Safety wire 50 kg	<p>Safety line cable designed to provide additional security for mounted or hanged equipment.</p>				99011957	40,00				

ROBIN BMFL FollowSpot, ROBIN BMFL FollowSpot LT					
Photo	Model	Product Description	Packaging	EU code	EUR
	ROBIN BMFL FollowSpot incl. RoboSpot Camera	Created specifically for follow-spot operation, this custom modified version of BMFL comes with specific features to provide both motorised movement and manual operation with follow-spot handles. Based on the powerful BMFL WashBeam it blasts beams of extra bright output and has an abundance of great features. The BMFL FollowSpot takes advantage of its wide 160 mm front lens and a high CRI 1700W lamp. With a custom light source designed for Robe it produces an astounding 251.000 lux at 5 metres and has a wide zoom range of 5° to 45° with precise focusing. Manually or remotely controllable features include smooth color mixing and CTO flags, two color wheels, multiple variable frost filters, focus, zoom and quick pulsing iris. Follow-spot operation can be extended by using LightMaster handles - an optional accessory. The BMFL FollowSpot is equipped with the digital camera on the head and might be connected with the RoboSpot base station for off-stage follow-spot operation.	Standard version: Dual Top Loader Case	10718681	13 225,00
			Standard version: Single Top Loader Case	10518681	13 550,00
			Cardboard	10018681	12 280,00
			Wireless version: Dual Top Loader Case	10718691	13 410,00
			Wireless version: Single Top Loader Case	10518691	13 730,00
			Wireless version: Cardboard	10018691	12 465,00
	ROBIN BMFL FollowSpot LT incl. RoboSpot Camera	BMFL FollowSpot LT – A compact, affordable solution for the larger arena. Further adding to the ground breaking RoboSpot system, the FollowSpot LT is designed for the larger venue that requires a longer throw distance, tighter beam and greater output power. The LT is the same size and weight as the standard BMFL FollowSpot, which is substantially smaller than other products of similar power. The proprietary optical design provides a 3:1 zoom ratio (3,5-10 degrees) and an output exceeding 455,000 lux at 5 metres. Like the standard BMFL FollowSpot, the LT can be operated as a manual, stand-alone follow spot using the Robe LightMaster-Side and LightMaster-Rear control kits. Similarly, the LT can be operated remotely using the Robe RoboSpot MDC remote follow spot system and is pre-wired for the Digital Camera. Packed with all the features you would expect from a BMFL series product, including, imperceptible colour mixing, fixed colour filters, 6000k native colour temperature, Cri>92, Variable CTO to 2700 & CTB to 9000K, fixed & variable frost filters, focus, zoom and a fast iris.	Standard version: Dual Top Loader Case	10718683	13 450,00
			Standard version: Single Top Loader Case	10518683	13 770,00
			Cardboard	10018683	12 505,00
			Wireless version: Dual Top Loader Case	10718692	13 630,00
			Wireless version: Single Top Loader Case	10518692	13 950,00
			Wireless version: Cardboard	10018692	12 685,00
	RoboSpot Camera	Special Full HD camera with high lighting sensitivity (min. illumination 0,3 Lux) for mounting on the BMFL FollowSpot head featuring zoom and auto-focus. It provides a first person view for the follow-spot operator. Video signal from the camera is transferred in real time to the RoboSpot unit via Ethernet (cat5 cable).	Cardboard	10080311	2 220,00
Flight cases					
	Single Top Loader Case ROBIN BMFL FollowSpot incl. RoboSpot Camera	This case provides perfect protection for Robin's in the touring and rental market. It is constructed from high-quality, water repellent 9 mm thick plywood. It has a black finish exterior and features aluminium protected edges and tough steel corners. This single case is equipped with four metal recessed wheels for easy transport.		10120226	1 270,00
	Dual Top Loader Case ROBIN BMFL FollowSpot incl. RoboSpot Camera	This Dual Top Loader Case provides full protection two ROBIN BMFL FollowSpot units. It was built to endure the rigors of the touring and rental market. The case is manufactured from high-quality, water repellent 9 mm thick plywood. The features include durable construction, consisting of ball corners, strong metal handles and roller castors on the base to enable easy roll-on and roll-out.		10120227	1 895,00
Accessories - BMFL range					
	Lamp Osram Lok-it HTI 1700/PS	Osram HTI 1 700 W-1 500 W / 60 / P28 Lok-it! is a highly efficient, single-ended short-arc metal halide lamp with 6 000 K colour temperature and CRI 92. Life time: 500 hours @ 1 700 W and 750 hours @ 1 500 W / 1 200 W.	Cardboard	16+ 14080049	340,00
				1-15 14080049	360,00
	BMFL Handles 2 pcs	The Handle allows manual control of the BMFL head. Easy installation on the head via two ¼- turn quick locks. Two installation positions on the head. 2 pcs in box.	Cardboard	10980233	120,00
	BMFL Side Handle	The BMFL Side Handle allows manual control of the BMFL head. Easy installation on the head via two ¼- turn quick locks and one rim around the front lens. Suitable for BMFL Spot, BMFL Blade, BMFL FollowSpot and BMFL WashBeam.	Cardboard	10980396	230,00
	Omega Adaptor CL-regular 2 pcs	Replacement Omega adaptor CL only – attention: 2 pcs are already supplied in box as standard.	Cardboard	10980033	70,00
	Doughty Trigger Clamp	Designed to allow one person to hang heavy equipment, the weight of the object being hung, becomes its own safety factor by automatically closing the trigger and the bottom half of the clamp.	Cardboard	17030386	60,00
	Safety wire 50 kg	Safety line cable designed to provide additional security for mounted or hanged equipment.		99011957	40,00

ROBIN BMFL LightMaster					
Photo	Model	Product Description	Packaging	EU code	EUR
	ROBIN BMFL LightMaster side kit incl. Tripod, Adaptor and Spigot (w/o BMFL fixture)	BMFL LightMaster is an accessory of externally mounted programmable followspot handles with a control panel and two individual faders that allow you to create quality followspot from any of the Robin BMFL fixtures you already have on site. Available in either sideways or back mounted option, the handles feature two programmable faders (for example for dimmer and iris) and a control panel with touch screen display and four custom programmable jog-wheels and ten assignable buttons for a fully-customizeable user experience. The programmable buttons, jog-wheels and faders allow the operator to comfortably trigger and control dimmer, iris, focus, zoom, frost, colors or other features of the unit. While in use by followspot operator, remote desk can still take control of all the internal features of the unit (like dimmer, colors etc.). Internal fixture's settings allow you to fully tailor pan/tilt movement behavior by adjusting tension smoothness and resistance. Quick mounting in side position is assured by using quarter turn lock screws. Control panel connects to the unit via USB connection. Mounting option: on the ROBE BMFL Spot, Blade, WashBeam and FollowSpot models.	Single Top Loader Case	10580281	3 585,00
			Cardboard	10080281	2 635,00
	ROBIN BMFL LightMaster rear kit incl. Tripod, Adaptor and Spigot (w/o BMFL fixture)	BMFL LightMaster is an accessory of externally mounted programmable followspot handles with a control panel and two individual faders that allow you to create quality followspot from any of the Robin BMFL fixtures you already have on site. Available in either sideways or back mounted option, the handles feature two programmable faders (for example for dimmer and iris) and a control panel with touch screen display and four custom programmable jog-wheels and ten assignable buttons for a fully-customizeable user experience. The programmable buttons, jog-wheels and faders allow the operator to comfortably trigger and control dimmer, iris, focus, zoom, frost, colors or other features of the unit. While in use by followspot operator, remote desk can still take control of all the internal features of the unit (like dimmer, colors etc.). Internal fixture's settings allow you to fully tailor pan/tilt movement behavior by adjusting tension smoothness and resistance. Quick mounting in back position is assured by using quarter turn lock screws. Control panel connects to the unit via USB connection. Mounting option: on the ROBE BMFL Spot, Blade, WashBeam and FollowSpot models.	Single Top Loader Case	10580282	3 585,00
			Cardboard	10080282	2 635,00
RoboSpot Base Station					
Photo	Model	Product Description	Packaging	EU code	EUR
	RoboSpot BaseStation SET incl. Tripod, Adaptor and Spigot	Introducing the revolutionary RoboSpot™ Follow Spot system, a device that allows follow spot operators to remotely control up to 12 fixtures simultaneously without the safety concerns and impracticality of placing personnel at the top of venues such as theatres, stadiums, TV and film sets. Stunning visual displays are now possible with as many as 12 perfectly synchronised fixtures following a performer across the stage. With the RoboSpot™ Follow Spot system it is no longer necessary to send operators into the rafters of venues to operate heavy and cumbersome traditional followspot fixtures that take up valuable space in the world's live entertainment venues. Operators can now safely control multiple fixtures such as the BMFL range of products, T1 Profile, DL4S, DL7S, MegaPointe and Pointe from any location within the venue, reducing set-up times and operating costs. The Robe RoboSpot™ system features a Base Station with a large 15.6-inch HD touch screen for the operator to observe the performance from a "first person" viewpoint and a full range of hand controls for operating the fixtures such as pan, tilt, intensity, focus, faders and many others, all of which are fully customisable for the operator's benefit. The screen receives the live video feed from the RoboSpot MotionCamera or from the fixture-mounted RoboSpot camera and the operator's commands are instantly transferred to the luminaires via DMX control with no lag for perfect motion tracking across the stage. Extra controls are available through the touch screen display as well as four programmable jog-wheels with an additional 10 fully configurable buttons for a truly customised user experience. The remote lighting desk still retains control of the internal features of the fixtures such as light intensity and colour. All these features combine to make RoboSpot™ an innovative follow spot system. Now available worldwide the RoboSpot™ Follow Spot system is available for purchase through Robe's global network of subsidiaries and distributors.	Single Top Loader Case	10580293	14 640,00
			Cardboard	10080291	13 050,00
	RoboSpot BaseStation SET incl. Tripod, Adaptor, Spigot and MotionCamera	The RoboSpot MotionCamera is a revolutionary moving head fixture featuring an integrated HD camera remotely controlled via DMX to pan, tilt, zoom and autofocus. Featuring a full HD camera with high light sensitivity capabilities down to 0.3 Lux illumination levels, the fixture provides a "first person view" for the followspot operator to track the performer across the stage. Video signals are instantly transferred to the RoboSpot BaseStation via a high-speed Ethernet cat5 cable.	Single Top Loader Case	10580292	19 105,00
			Cardboard	10080301	5 015,00
	RoboSpot MotionCamera Main cable included as standard accessory, daisy chain cable to be ordered separately.	The RoboSpot MotionCamera is a revolutionary moving head fixture featuring an integrated HD camera remotely controlled via DMX to pan, tilt, zoom and autofocus. Featuring a full HD camera with high light sensitivity capabilities down to 0.3 Lux illumination levels, the fixture provides a "first person view" for the followspot operator to track the performer across the stage. Video signals are instantly transferred to the RoboSpot BaseStation via a high-speed Ethernet cat5 cable.	Single Top Loader Case	10580301	5 015,00
			Cardboard	10080301	4 465,00

Accessories for RoboSpot MotionCamera					
	ROBE Wireless CRMX Dongle for compact ROBIN fixtures	The wireless CRMX is an external module which allows wireless DMX operation of the ROBIN 100 LEDBeam, ROBIN LEDBeam 150, ROBIN MiniMe, ROBIN ParFect 100, ROBIN ParFect 150, ROBIN ParFect S1, ROBIN MiniPointe, ROBIN Spikie. Simple installation into DMX input connector of the fixture without disassembling the product. Small dimensions 72x33x48mm.	Cardboard	10980127	190,00
	Single Top Loader Case for RoboSpot MotionCamera	This case provides perfect protection for RoboSpot MotionCamera in the touring and rental market. It is constructed from high-quality, water repellent 7 mm thick plywood. It has a black finish exterior and features aluminium protected edges and tough steel corners.		10120193	550,00
	Monitor Shield and Note Holder for RoboSpot BaseStation	Optional monitor shield for RoboSpot BaseStation including LED light. Optional holder for paper notes or small iPad. Can be mounted either side of Monitor Shield.	Cardboard	10980409	315,00
	Daisy Chain powerCON TRUE1 In/Out, EU, 2m, Indoor	Daisy Chain powerCON TRUE1 In/Out, EU, 2m, Indoor.		13052439	50,00
	Daisy Chain powerCON TRUE1 In/Out, EU, 5m, Indoor	Daisy Chain powerCON TRUE1 In/Out, EU, 5m, Indoor.		13052444	60,00
	Omega Adaptor CL-regular 2 pcs	Replacement Omega adaptor CL only – attention: 1 pc is already supplied in box as standard.	Cardboard	10980033	70,00
	Doughty Trigger Clamp	Designed to allow one person to hang heavy equipment, the weight of the object being hung, becomes its own safety factor by automatically closing the trigger and the bottom half of the clamp.	Cardboard	17030386	60,00
	Safety wire 35 kg	Safety line cable designed to provide additional security for mounted or hanged equipment.		99011963	35,00

ROBIN MegaPointe

Photo	Model	Product Description	Packaging	EU code	EUR
	ROBIN MegaPointe	MEGA bright with MEGA features and still compact. The MegaPointe from Robe. OUR NEW REFERENCE POINT! Our all-new MegaPointe elevates the original all-in-one fixture to a whole new level. Unleash your creativity using the bright sharp parallel beams, excellent gobo projection, precise movement, smooth CMY colour mixing and dimming plus a multitude of beam splitting, wash and shaping effects. The Robe R&D team worked with Osram to provide a 470W lamp that aligns perfectly with the cutting edge optical system. This design provides a brilliant, crystal clear, razor-edged beam, adjustable from a punchy 1.8 out to a wide 42 degree zoom. Both static and rotating (glass) gobos produce precision in-air effects or projected images with a sharp, high-contrast, flat field. The newly designed effects engine can produce 12 varying beam and 'flower' effects. The beam can also be shaped using innovative shutter emulation, further creating a whole new blend of content & creativity.	Quad Top Loader Case Vertical	10818671	8 070,00
			Dual Top Loader Case Vertical	10718671	8 250,00
			Standard version: Dual Top Loader Case Horizontal	10718701	8 365,00
			Single Top Loader Case Horizontal	10518701	8 675,00
			Cardboard	10018671	7 670,00
			Quad Top Loader Case Vertical	10818672	8 250,00
			Dual Top Loader Case Vertical	10718672	8 430,00
			Wireless version: Dual Top Loader Case Horizontal	10718702	8 545,00
			Single Top Loader Case Horizontal	10518702	8 860,00
			Cardboard	10018672	7 855,00

Flight cases

	Dual Top Loader Case MegaPointe - Vertical	This Dual Top Loader Case provides full protection two ROBIN MegaPointe units. It was built to endure the rigors of the touring and rental market. The case is manufactured from high-quality, water repellent 9 mm thick plywood. It contains one dual foam shell - vertical. The features include durable construction, consisting of ball corners, strong metal handles and roller castors on the base to enable easy roll-on and roll-out.		10120229	1 160,00
	Quad Top Loader Case MegaPointe - Vertical	This case provides perfect protection for four units of ROBIN MegaPointe for the touring and rental market. It is constructed from high-quality, water repellent 9 mm thick plywood. It contains two dual foam shells - vertical. It has a black finish exterior and features aluminium protected edges and tough steel corners. This quad case is equipped with four metal recessed wheels for easy transport.		10120230	1 595,00
	Dual Foam Shell MegaPointe - Vertical	The Foam Shell is produced to satisfy demand on safety transport of two MegaPointe units. The product is made from polyurethane foam and is characterized by high strength, low weight, quality fabrication and perfect design. Suitable for building into customer cases.		20020310	300,00

	Single Top Loader Case MegaPointe - Horizontal	This case provides perfect protection for Robin 's in the touring and rental market. It is constructed from high-quality, water repellent 9 mm thick plywood. It has a black finish exterior and features aluminium protected edges and tough steel corners. This single case is equipped with four metal recessed wheels for easy transport.		10120232	1 010,00
	Dual Top Loader Case MegaPointe - Horizontal	This Dual Top Loader Case provides full protection two ROBIN MegaPointe units. It was built to endure the rigors of the touring and rental market. The case is manufactured from high-quality, water repellent 9 mm thick plywood. It contains two horizontal single foam shells. The features include durable construction, consisting of ball corners, strong metal handles and roller castors on the base to enable easy roll-on and roll-out.		10120233	1 385,00
	Single Foam Shell MegaPointe - Horizontal	The Foam Shell is produced to satisfy demand on safety transport of the MegaPointe. The product is made from polyurethane foam and is characterized by high strenght, low weight, quality fabrication and perfect design. Suitable for building into customer cases.		20020311	240,00
Accessories					
	Lamp Osram SIRIUS HRI 470W RO	Discharge short arc lamp with integrated reflector. Lifetime: 1.500 hours @ 470W Standard mode, 2.000 hours @ 380W Eco mode; CRI: 80/90.		14080061	335,00
	Omega Adaptor CL-regular 2 pcs	Replacement Omega adaptor CL only – attention: 2 pcs are already supplied in box as standard.	Cardboard	10980033	70,00
	Doughty Trigger Clamp	Designed to allow one person to hang heavy equipment, the weight of the object being hung, becomes its own safety factor by automatically closing the trigger and the bottom half of the clamp.	Cardboard	17030386	60,00
	Safety wire 35 kg	Safety line cable designed to provide additional security for mounted or hanged equipment.		99011963	35,00

ROBIN Pointe							
Photo	Model	Product Description	Packaging	EU code	EUR		
	ROBIN Pointe	It's very bright and super-fast with a sharp parallel beam that cuts through the air and across video with ease. It can project a static or rotating glass gobo to produce precision in-air and surface images with an even focal plane. Tight or at full 20 degree zoom, the output is crystal clear and brilliant. Add in either rotating, 6 way linear or 8 way circular, prisms to create wide reaching effects across any set. Drop in the frost filter and use any of the 13 rich colours to create a smooth even wash. The Pointe has an output far greater in size, quality and power than seems possible from it's small, lightweight body – due to the efficient short arc 280 W discharge source and the Robe optical configuration. This new technology fixture even travels efficiently in a case of 4 and will cover all your needs – Beam, Spot, Wash, FX - there is no point in using any other fixture.		48+	10818451	4 545,00	
			Standard version:	Quad Top Loader Case	24 - 47	10818451	4 695,00
					1 - 23	10818451	4 940,00
				Dual Top Loader Case	48+	10718451	4 685,00
					24 - 47	10718451	4 840,00
					1 - 23	10718451	5 095,00
				Single Top Loader Case	1 - 23	10518451	5 185,00
					48+	10018451	4 280,00
				Cardboard	24 - 47	10018451	4 420,00
					1 - 23	10018451	4 650,00
			Wireless version:	Quad Top Loader Case	48+	10818471	4 720,00
					24 - 47	10818471	4 870,00
					1 - 23	10818471	5 125,00
				Dual Top Loader Case	48+	10718471	4 860,00
					24 - 47	10718471	5 015,00
					1 - 23	10718471	5 280,00
	Single Top Loader Case	1 - 23	10518471	5 370,00			
		48+	10018471	4 445,00			
	Cardboard	24 - 47	10018471	4 595,00			
		1 - 23	10018471	4 835,00			

Flight cases					
	Single Top Loader Case ROBIN Pointe	This case provides perfect protection for one ROBIN Pointe in the touring, rental and staging market, smooth travel. It is constructed from high-quality, water repellent 7 mm thick plywood, complete with smart black finish exterior, aluminium protected edges and tough steel corners.		10120140-01	540,00
	Dual Top Loader Case ROBIN Pointe	This Dual Top Loader Case provides full protection two ROBIN Pointe. It was built to endure the rigors of the touring and rental market. The case is manufactured from high-quality, water repellent 9 mm thick plywood. The features include durable construction, consisting of ball corners, strong metal handles and roller castors on the base to enable easy roll-on and roll-out.		10120146-01	890,00
	Quad Top Loader Case ROBIN Pointe	This case provides perfect protection for four units of ROBIN Pointe for the touring and rental market. It is constructed from high-quality, water repellent 9 mm thick plywood. It has a black finish exterior and features aluminium protected edges and tough steel corners. This quad case is equipped with four metal recessed wheels for easy transport.		10120139-01	1 115,00
	Foam Shell ROBIN Pointe	The Pointe Foam Shell is produced to satisfy demand on safety transport of the Robin Pointe. The product is made from polyurethane foam and is characterized by high strenght, low weight, quality fabrication and perfect design. Suitable for building into customer cases.		20020191	155,00









Accessories					
	Lamp Osram Sirius HRI 280W RO	Discharge short arc lamp with integrated reflector, providing 2000 hours (normal) / 3000 hours (eco) of average lamp life.	Cardboard	14080047-01	265,00
	Omega Adaptor CL-regular 2 pcs	Replacement Omega adaptor CL only – attention: 2 pcs are already supplied in box as standard.	Cardboard	10980033	70,00
	Doughty Trigger Clamp	Designed to allow one person to hang heavy equipment, the weight of the object being hung, becomes its own safety factor by automatically closing the trigger and the bottom half of the clamp.	Cardboard	17030386	60,00
	Safety wire 35 kg	Safety line cable designed to provide additional security for mounted or hanged equipment.		99011963	35,00

ROBIN MiniPointe

Photo	Model	Product Description	Packaging	EU code	EUR
	ROBIN MiniPointe	miniPointe is a tiny agile air cutter specifically designed to produce sharp beam and aerial effects especially in venues constrained by size. Striking bright 0° parallel beams with glowing colours and static gobo wheel patterns can be multiplied by innovative Dynamic Flower Effect – DFE™ producing various different shapes of flower beams DFE™ dynamically changing in the air. Fine tuned short arc of the Osram Sirius HRI 140 W RO lamp and optimized optical system pushes with ease through haze and fog. Smooth variable frost filter and any one of the 13 rich colours is instantly ready to create a smooth even wash, extending the feature set of this petite but powerful Beam, Wash and Effect fixture.	Standard version: Quad Top Loader Case	10818621	2 445,00
			Single Top Loader Case	10518621	2 785,00
			Cardboard	10018621	2 180,00
		Cables not included.			










Cables					
	Mains Cable PowerCon In/Schuko 2m	Mains Cable PowerCon In/Schuko, 2 m.		13051724	30,00
	Mains Cable PowerCon In/CEE 16A 2m	Mains Cable PowerCon In/CEE 16A, 2 m.		13051725	35,00
	Mains Cable PowerCon In/US 2m	Mains Cable PowerCon In/US, 2 m.		13051726	30,00
	Mains Cable PowerCon In/open ended 2m	Mains Cable PowerCon In/open ended, 2 m.		13051731	25,00
	Daisy Chain PowerCon In/Out EU 2m	Daisy Chain PowerCon In/Out EU, 2 m.		13051727	35,00
	Daisy Chain PowerCon In/Out US 2m	Daisy Chain PowerCon In/Out US, 2 m.		13051728	40,00

Wireless DMX					
	ROBE Wireless CRMX Dongle for compact ROBIN fixtures	The wireless CRMX is an external module which allows wireless DMX operation of the ROBIN 100 LEDBeam, ROBIN LEDBeam 150, ROBIN MiniMe, ROBIN ParFect 100, ROBIN ParFect 150, ROBIN ParFect S1, ROBIN MiniPointe, ROBIN Spikie. Simple installation into DMX input connector of the fixture without disassembling the product. Small dimensions 72x33x48mm.	Cardboard	10980127	190,00

Flight cases					
	Single Top Loader Case ROBIN MiniPointe	This case provides perfect protection for one ROBIN MiniPointe in the touring, rental and staging market, smooth travel. It is constructed from high-quality, water repellent 7 mm thick plywood, complete with smart black finish exterior, aluminium protected edges and tough steel corners.		10120168-01	610,00
	Quad Top Loader Case ROBIN MiniPointe	This case provides perfect protection for four units of ROBIN MiniPointe for the touring and rental market. It is constructed from high-quality, water repellent 9 mm thick plywood. It has a black finish exterior and features aluminium protected edges and tough steel corners. This quad case is equipped with four metal recessed wheels for easy transport.		10120169-01	1 080,00
	Foam Shell ROBIN MiniPointe	The MiniPointe Foam Shell is produced to satisfy demand on safety transport of the Robin MiniPointe. The product is made from polyurethane foam and is characterized by high strength, low weight, quality fabrication and perfect design. Suitable for building into customer cases. Dimensions: 378*270*442 mm, weight: 3,75 kg.		20020225	130,00
Accessories					
	Lamp Osram Sirius HRI 140W RO	Discharge lamp; Wattage (W): 140; Luminous flux (lm): 5400; CRI: 60 +/-5; Correlate colour temperature (K): 9200 +/- 300.	Cardboard	14080051	160,00
	Mounting Adaptor for Omega holder (black)	Combined Omega Bracket allows usage of a single clamp while hanging the fixture.	Cardboard	10980100	65,00
	Omega Adaptor CL- regular 2 pcs	Replacement Omega adaptor CL only – attention: 2 pcs are already supplied in box as standard.	Cardboard	10980033	70,00
	Doughty Trigger Clamp	Designed to allow one person to hang heavy equipment, the weight of the object being hung, becomes its own safety factor by automatically closing the trigger and the bottom half of the clamp.	Cardboard	17030386	60,00
	Safety wire 35 kg	Safety line cable designed to provide additional security for mounted or hanged equipment.		99011963	35,00

LED-BASED MOVING LIGHTS

ROBIN T1 Profile, ROBIN T1 Profile FS

Photo	Model	Product Description	Packaging	EU code	EUR		
	ROBIN T1 Profile	T1. The new ONE and only fixture you need for theatre, television and touring. Specifically designed to fulfil the challenging requirements of these diverse applications within one comprehensive fixture. The new revolutionary MSL™ (Multi-Spectral Light) LED engine provides an output reaching 11,000 lumens. It's impressively bright. T1 Profile is full of theatrical subtlety. With CMY colour control, DataSwatch™ filters containing a selection of pre-programmed colours via the new generation RCC™ (Robe Colour Calibration) algorithm and a wide ranging 2700K to 8000K CCT control, all variations of colour are possible for even the most demanding designers. The precise needs of theatrical dimming are catered to with our super smooth Robe 18-bit dimming system. In addition, the high CRI of > 93 provides natural skin tones. For television work, we have included a plus and minus green channel and Cpulse™ special flicker-free management for all vision systems such as HD and UHD cameras. All this combined with our crisp framing shutter system, full zoom range of 0,5° and 20° variable frosts, specially designed breakup and aerial gobos, animation wheel and prism, gives you total control of your designs in theatre, television and touring.	Standard version:	Dual Top Loader Case	24+	10718431	8 980,00
					1 - 23	10718431	9 455,00
				Single Top Loader Case	24+	10518431	9 290,00
					1 - 23	10518431	9 780,00
				Cardboard	24+	10018431	8 245,00
					1 - 23	10018431	8 680,00
			Wireless version: 	Dual Top Loader Case	24+	10718432	9 150,00
					1 - 23	10718432	9 630,00
				Single Top Loader Case	24+	10518432	9 460,00
					1 - 23	10518432	9 955,00
				Cardboard	24+	10018432	8 415,00
					1 - 23	10018432	8 855,00
	ROBIN T1 Profile FS	T1. The new ONE and only fixture you need for theatre, television and touring. Specifically designed to fulfil the challenging requirements of these diverse applications within one comprehensive fixture. The new revolutionary MSL™ (Multi-Spectral Light) LED engine provides an output reaching 11,000 lumens. It's impressively bright. T1 Profile is full of theatrical subtlety. With CMY colour control, DataSwatch™ filters containing a selection of pre-programmed colours via the new generation RCC™ (Robe Colour Calibration) algorithm and a wide ranging 2700K to 8000K CCT control, all variations of colour are possible for even the most demanding designers. The precise needs of theatrical dimming are catered to with our super smooth Robe 18-bit dimming system. In addition, the high CRI of > 93 provides natural skin tones. For television work, we have included a plus and minus green channel and Cpulse™ special flicker-free management for all vision systems such as HD and UHD cameras. All this combined with our crisp framing shutter system, full zoom range of 0,5° and 20° variable frosts, specially designed breakup and aerial gobos, animation wheel and prism, gives you total control of your designs in theatre, television and touring. The T1 Profile FS is equipped with the digital camera on the head and might be connected with the RoboSpot base station for off-stage follow-spot operation.	Standard version:	Dual Top Loader Case	24+	10718441	11 090,00
					1 - 23	10718441	11 670,00
				Single Top Loader Case	24+	10518441	11 400,00
					1 - 23	10518441	12 000,00
				Cardboard	24+	10018441	10 355,00
					1 - 23	10018441	10 900,00
			Wireless version: 	Dual Top Loader Case	24+	10718442	11 255,00
					1 - 23	10718442	11 850,00
				Single Top Loader Case	24+	10518442	11 570,00
					1 - 23	10518442	12 175,00
				Cardboard	24+	10018442	10 525,00
					1 - 23	10018442	11 075,00
Flight cases							
	Single Top Loader Case ROBIN T1 Profile	This case provides perfect protection for Robin´s in the touring and rental market. It is constructed from high-quality, water repellent 9 mm thick plywood. It has a black finish exterior and features aluminium protected edges and tough steel corners. This single case is equipped with four metal recessed wheels for easy transport.		10120244-01	1 100,00		
	Dual Top Loader Case ROBIN T1 Profile	This Dual Top Loader Case provides full protection for Robin´s. It was built to endure the rigors of the touring and rental market. The case is manufactured from high-quality, water repellent 9 mm thick plywood. The features include durable construction, consisting of ball corners, strong metal handles and roller castors on the base.		10120245-01	1 550,00		
	Foam Shell for ROBIN T1 Profile	The Foam Shell is produced to satisfy demand on safety transport of the ROBIN T1 Profile. The product is made from polyurethane foam and is characterized by high strenght, low weight, quality fabrication and perfect design. Suitable for building into customer cases.		20020340	255,00		
Accessories							
	RoboSpot Camera	Special Full HD camera with high lighting sensitivity (min. illumination 0,3 Lux) for mounting on the BMFL FollowSpot head featuring zoom and auto-focus. It provides a first person view for the follow-spot operator. Video signal from the camera is transferred in real time to the RoboSpot unit via Ethernet (cat5 cable).	Cardboard	10080311	2 220,00		
	Gel Frame adaptor for ROBIN T1 Profile	Gel Frame adaptor for ROBIN T1 Profile.	Cardboard	10980440	60,00		
	Gel Frame for ROBIN T1 Profile	Gel Frame for ROBIN T1 Profile.	Cardboard	10980443	30,00		
	Omega Adaptor CL-regular 2 pcs	Replacement Omega adaptor CL only – attention: 2 pcs are already supplied in box as standard.	Cardboard	10980033	70,00		
	Doughty Trigger Clamp	Designed to allow one person to hang heavy equipment, the weight of the object being hung, becomes its own safety factor by automatically closing the trigger and the bottom half of the clamp.	Cardboard	17030386	60,00		
	Safety wire 35 kg	Safety line cable designed to provide additional security for mounted or hanged equipment.		99011963	35,00		

ROBIN DL7S Profile						
Photo	Model	Product Description	Packaging	EU code	EUR	
	ROBIN DL7S Profile	The DL7S Profile is the first DL range fixture to receive a powerful new 800W version of the LED engine with seven colours for unprecedented smooth, stable and even colour mixing and a very high CRI. From the deepest to the lightest colours the DL7S provides a rich full colour spectrum experience, and features custom colour mixing and dimming and seamless operation especially at the minimum brightness levels. Four fast framing shutters within the optical path are individually controllable for position and angle and the entire framing module can be rotated. Crisp and soft frames can be used on projections, and a new series of effects is possible using a selection of preprogrammed shutter blade shape and movement sequences. One rotating gobo wheel with six slot&lock gobo positions plus a static gobo wheel with 8 static gobos can be combined with the Animation wheel. Other effects and features include variable frost, rotating prism and super-fast iris. As with all the DL luminaire range, the multiple LED lightsource is completely homogenised.	Dual Top Loader Case	10718561	13 175,00	
			Standard version:	Single Top Loader Case	10518561	13 455,00
				Cardboard	10018561	12 380,00
			Wireless version:	Dual Top Loader Case	10718571	13 350,00
				Single Top Loader Case	10518571	13 635,00
				Cardboard	10018571	12 555,00
Flight cases						
	Single Top Loader Case ROBIN DL7S	This case provides perfect protection for Robin's in the touring and rental market. It is constructed from high-quality, water repellent 9 mm thick plywood. It has a black finish exterior and features aluminium protected edges and tough steel corners. This single case is equipped with four metal recessed wheels for easy transport.		10120172-02	1 080,00	
	Dual Top Loader Case ROBIN DL7S	This Dual Top Loader Case provides full protection for Robin's. It was built to endure the rigors of the touring and rental market. The case is manufactured from high-quality, water repellent 9 mm thick plywood. The features include durable construction, consisting of ball corners, strong metal handles and roller castors on the base.		10120173-01	1 590,00	
	Foam Shell ROBIN DL7S	The Foam Shell is produced to satisfy demand on safety transport of the ROBIN DL7S. The product is made from polyurethane foam and is characterized by high strength, low weight, quality fabrication and perfect design. Suitable for building into customer cases.		20020245-01	270,00	
Accessories						
	Frost 10° (exchange) DL7S - assembled	Frost 10° (exchange) – assembled for ROBIN DL7S Profile.	Cardboard	10980288	60,00	
	Frost 30° (exchange) DL7S - assembled	Frost 30° (exchange) - assembled for ROBIN DL7S Profile.	Cardboard	10980289	60,00	
	Omega Adaptor CL-regular 2 pcs	Replacement Omega adaptor CL only – attention: 2 pcs are already supplied in box as standard.	Cardboard	10980033	70,00	
	Doughty Trigger Clamp	Designed to allow one person to hang heavy equipment, the weight of the object being hung, becomes its own safety factor by automatically closing the trigger and the bottom half of the clamp.	Cardboard	17030386	60,00	
	Safety wire 50 kg	Safety line cable designed to provide additional security for mounted or hanged equipment.		99011957	40,00	
ROBIN DL7F Wash, ROBIN DL7PC Wash						
Photo	Model	Product Description	Packaging	EU code	EUR	
	ROBIN DL7F Wash	Let the colours shine and enjoy the feeling of the gorgeous spectrum of stable high CRI chromatics. Adjust seven colours, individually, to give unprecedented smooth, stable and even colour mixing and a very high CRI of 90 to meet the high standards of your applications. Add or remove green and regulate CTC between 2.700 to 8.000 kelvins via dedicated control channels. Traditional fresnel front lens of the new Robin DL7F Wash ensures a classic look and homogenized conventional beam with high resolution smooth dimmer. The 200 mm diameter fresnel lens is easily interchangeable for optional PC lens. New innovative internal Scrim module of graduated filter can be inserted into the light path and allows rotation of the whole assembly +/- 180° to achieve even wash coverage when projecting onto a non-perpendicular surface. Mechanical features include a newly designed linear motorized zoom of 7°–65° and an interchangeable diffusion filter. The fixture uses an internal barndoor module for creating different shapes. The barndoor module consists of four individually controllable blades and is rotatable by +/- 90°.	Dual Top Loader Case	10728561	12 445,00	
			Standard version:	Single Top Loader Case	10528561	12 780,00
				Cardboard	10028561	11 670,00
			Wireless version:	Dual Top Loader Case	10728571	12 625,00
				Single Top Loader Case	10528571	12 955,00
				Cardboard	10028571	11 845,00
	Module of PC lens D200 DL7F	Optional module of lens D200 PC for ROBIN DL7F Wash.	Cardboard	10980282	270,00	

	ROBIN DL7PC Wash	Let the colours shine and enjoy the feeling of the gorgeous spectrum of stable high CRI chromatics. Adjust seven colours, individually, to give unprecedented smooth, stable and even colour mixing and a very high CRI of 90 to meet the high standards of your applications. Add or remove green and regulate CTC between 2.700 to 8.000 kelvins via dedicated control channels. The 200 mm diameter PC lens is easily interchangeable for optional fresnel front lens. New innovative internal Scrim module of graduated filter can be inserted into the light path and allows rotation of the whole assembly +/- 180° to achieve even wash coverage when projecting onto a non-perpendicular surface. Mechanical features include a newly designed linear motorized zoom of 7°–65° and an interchangeable diffusion filter. The fixture uses an internal barndoor module for creating different shapes. The barndoor module consists of four individually controllable blades and is rotatable by +/- 90°.	Standard version:	Dual Top Loader Case	10728581	12 445,00
			Single Top Loader Case	10528581	12 780,00	
			Cardboard	10028581	11 670,00	
			Wireless version:	Dual Top Loader Case	10728591	12 625,00
				Single Top Loader Case	10528591	12 955,00
				Cardboard	10028591	11 845,00
	Module of fresnel lens D200 DL7F	Optional module of fresnel lens D200 for ROBIN DL7PC Wash.		Cardboard	10980283	270,00
Flight cases						
	Single Top Loader Case ROBIN DL7F	This case provides perfect protection for Robin´s in the touring and rental market. It is constructed from high-quality, water repellent 9 mm thick plywood. It has a black finish exterior and features aluminium protected edges and tough steel corners. This single case is equipped with four metal recessed wheels for easy transport.			10120196-01	1 115,00
	Dual Top Loader Case ROBIN DL7F	This Dual Top Loader Case provides full protection for Robin´s. It was built to endure the rigors of the touring and rental market. The case is manufactured from high-quality, water repellent 9 mm thick plywood. The features include durable construction, consisting of ball corners, strong metal handles and roller castors on the base to enable easy roll-out and roll-out.			10120197-01	1 560,00
Accessories						
	Top Hat ROBIN DL7F Narrow	Additional Top Hat module is especially suitable for blocking of side view at the front face of the fixture.		Cardboard	10980320	50,00
	Omega Adaptor CL-regular 2 pcs	Replacement Omega adaptor CL only – attention: 2 pcs are already supplied in box as standard.		Cardboard	10980033	70,00
	Doughty Trigger Clamp	Designed to allow one person to hang heavy equipment, the weight of the object being hung, becomes its own safety factor by automatically closing the trigger and the bottom half of the clamp.		Cardboard	17030386	60,00
	Safety wire 50 kg	Safety line cable designed to provide additional security for mounted or hanged equipment.			99011957	40,00

ROBIN DL4S Profile, ROBIN DL4X Spot, ROBIN DL4F Wash						
Photo	Model	Product Description		Packaging	EU code	EUR
	ROBIN DL4S Profile	Extending the possibilities of the playful, colorful DLS Profile, the new DL4S is equipped with enhanced version of the ROBE RGBW LED module for brighter saturated colours and more powerful output. To magnify the already perfectly smooth colours, fades and dimming, the DL4S features innovative LED driving system for improved, extremely high definition dimming curve for all R, G, B, W colours, with 18 bit resolution. The DL4S adds a system of 4 fast, smooth, framing shutters within the optical path design of the proven DLS Profile format. There is individual control of each shutter blade position and angle, together with rotation of the complete framing module. As well as providing a sharp precise or soft frame for the projected image, the system produces a new series of effects through pre-programmed shutter blade shape and movement sequences. As with all models in the Robe DL luminaire range, the multiple shadows normally associated with an LED source have been eliminated. The enhanced Robe RGBW LED light source reproduces both rich and pastel colours at output levels normally associated with 1200 W discharge fixtures as well as pure whites at preselected 2700, 3200, 4200, 5600 and 8000 kelvin colour temperatures. The tungsten emulation function allows the fixture to be integrated seamlessly into lighting schemes with existing traditional lanterns.	Standard version:	Dual Top Loader Case	10718521	8 400,00
			Single Top Loader Case	10518521	8 705,00	
			Cardboard	10018521	7 735,00	
			Wireless version:	Dual Top Loader Case	10718531	8 580,00
			Single Top Loader Case	10518531	8 885,00	
			Cardboard	10018531	7 915,00	

	ROBIN DL4X Spot	Improved, brighter version of the ROBE RGBW LED module allows the DL4X Spot fixture to utilize the specifically modified colour mixing and dimming for extra smooth, stepless operation especially at minimum brightness levels while giving colour outputs brighter than a 1200 Watt discharge unit, but with an average very eco-friendly power consumption of only 250 Watts. To magnify the already perfectly smooth colours, fades and dimming, the DL4X features innovative LED driving system for improved, extremely high definition dimming curve for all R, G, B, W colours, with 18 bit resolution. The optical system produces a very smooth, high quality light output of rich, beautiful colours with no shadows and utilizes a versatile zoom of 10 – 45 degrees. Effects features consist of a combination of static and rotating gobo wheels that have custom replaceable positions, variable frost, three-faceted prism, superfast iris and more... including full range dimming and variable strobe effects.	Standard version:	Dual Top Loader Case	10718541	7 375,00
			Single Top Loader Case	10518541	7 680,00	
			Cardboard	10018541	6 710,00	
			Wireless version:	Dual Top Loader Case	10718551	7 555,00
			Single Top Loader Case	10518551	7 855,00	
			Cardboard	10018551	6 890,00	
	ROBIN DL4F Wash	This is the perfect companion to the ROBIN DL4S Profile, the new ROBIN DL4F Wash is based on the same RGBW LED module with improved brightness and with specifically modified color mixing and dimming for extra smooth, stepless operation especially at minimum brightness levels. To magnify the already perfectly smooth colours, fades and dimming, the DL4F features innovative LED driving system for improved, extremely high definition dimming curve for all R, G, B, W colours, with 18 bit resolution. With a perfectly smooth output via the front Fresnel lens, this fixture has been optimized for those wanting an even light output with no shadows (RGB breakups and shadows are not present even when on closely positioned trussing or other objects.) Mechanical features include a newly designed linear motorized zoom of 5.5° – 60° and a diffusion filter for extension of the zoom up to 75°. The fixture uses a internal Barndoor module for creating different shapes. The module consists of four individually controllable blades and is rotatable by plus or minus 90 degrees. Advanced software features include RGBW or CMY colour mixing, a set of calibrated whites, CTO, Tungsten lamp emulation (amber shift) and more.	Standard version:	Dual Top Loader Case	10728341	7 375,00
			Single Top Loader Case	10528341	7 680,00	
			Cardboard	10028341	6 710,00	
			Wireless version:	Dual Top Loader Case	10728351	7 555,00
			Single Top Loader Case	10528351	7 855,00	
			Cardboard	10028351	6 890,00	
Flight cases						
	Single Top Loader Case ROBIN 300/600/DL4	This case provides perfect protection for Robin´s in the touring and rental market. It is constructed from high-quality, water repellent 9 mm thick plywood. It has a black finish exterior and features aluminium protected edges and tough steel corners. This single case is equipped with four metal recessed wheels for easy transport.			10120078-01	1 000,00
	Dual Top Loader Case ROBIN 300/600/DL4	This Dual Top Loader Case provides full protection for Robin´s. It was built to endure the rigors of the touring and rental market. The case is manufactured from high-quality, water repellent 9 mm thick plywood. The features include durable construction, consisting of ball corners, strong metal handles and roller castors on the base to enable easy roll-on and roll-out.			10120076-01	1 370,00
	Foam Shell ROBIN 300/600/DL4	The Foam Shell is produced to satisfy demand on safety transport of the ROBIN 300/600/DL4. The product is made from polyurethane foam and is characterized by high strenght, low weight, quality fabrication and perfect design. Suitable for building into customer cases.			20020270	225,00
Accessories						
	Omega Adaptor CL-regular 2 pcs	Replacement Omega adaptor CL only – attention: 2 pcs are already supplied in box as standard.	Cardboard		10980033	70,00
	Doughty Trigger Clamp	Designed to allow one person to hang heavy equipment, the weight of the object being hung, becomes its own safety factor by automatically closing the trigger and the bottom half of the clamp.	Cardboard		17030386	60,00
	Safety wire 35 kg	Safety line cable designed to provide additional security for mounted or hanged equipment.			99011963	35,00

ROBIN Tarrantula without Beam Shaper						
Photo	Model	Product Description	Packaging	EU code	EUR	
	ROBIN Tarrantula w/o Beam Shaper	Building on the success of the LEDWash 1200 and Spider's advanced technology, Robe is excited to announce the release of their most powerful LED beam/wash/effects fixture yet. We call it the Tarrantula. Designed for concerts, car shows, sporting tournaments, indeed any event in a large venue, the Tarrantula is powered by 36x 30W and 1x 60W high powered emitters providing a stunning 20.000 lumen output. The versatile optical system offers an adjustable beam angle, from a tight 4° spot to a super-wide 50° wash, of the highest quality light. The LEDWash 800 inspired Beam Shaper accessory creates a traditional oval beam that can be indexed to precisely cover the desired stage or performance area. Central to the effects capabilities of this fixture is the exclusive Robe "Flower Effect" adding yet another spectacular visual dimension. Driven by the 60W RGBW multichip, this creates the sharpest spikes of light, rotating in either direction with controlled speed. Fully saturated and intense colours as well as subtle pastel tones are created with velvety smooth transitions thanks to the integrated internal 18bit LED dimming system. Dynamic video effects are easily achieved by mapping individual pixels controlled by a DMX desk or media servers via SACN with internal HTP merging, DMX or by Kling-Net protocol.	Dual Top Loader Case	10771181	7 740,00	
			Standard version:	Single Top Loader Case	10571181	8 015,00
				Cardboard	10071181	7 095,00
				Dual Top Loader Case	10771182	7 915,00
			Wireless version:	Single Top Loader Case	10571182	8 190,00
				Cardboard	10071182	7 275,00
Flight cases						
	Single Top Loader Case ROBIN Tarrantula w/o Beam Shaper	This case provides perfect protection for Robin´s in the touring and rental market. It is constructed from high-quality, water repellent 7 mm thick plywood. It has a black finish exterior and features aluminium protected edges and tough steel corners.		10120234-01	920,00	
	Dual Top Loader Case ROBIN Tarrantula w/o Beam Shaper	This Dual Top Loader Case provides full protection for two Tarrantula units. It was built to endure the rigors of the touring and rental market. The case is manufactured from high-quality, water repellent 9 mm thick plywood. The features include durable construction, consisting of ball corners, strong metal handles and roller castors on the base to enable easy roll-on and roll-out.		10120235-01	1 285,00	
	Foam Shell ROBIN Tarrantula w/o Beam Shaper	The Foam Shell is produced to satisfy demand on safety transport of the Tarrantula. The product is made from polyurethane foam and is characterized by high strength, low weight, quality fabrication and perfect design. Suitable for building into customer cases.		20020319	210,00	
Accessories						
	EggCrate for ROBIN Tarrantula	Replaceable EggCrate module provides different look of the front face of the fixture.	Cardboard	10980431	110,00	
	Diffuser 2° for ROBIN Tarrantula	Diffuser 2° for Tarrantula.	Cardboard	10980417	255,00	
	Beam Shaper for ROBIN Tarrantula	Additional asymmetrical beam shaper filter.	Cardboard	10980430	1 280,00	
	Omega Adaptor CL-regular 2 pcs	Replacement Omega adaptor CL only – attention: 2 pcs are already supplied in box as standard.	Cardboard	10980033	70,00	
	Doughty Trigger Clamp	Designed to allow one person to hang heavy equipment, the weight of the object being hung, becomes its own safety factor by automatically closing the trigger and the bottom half of the clamp.	Cardboard	17030386	60,00	
	Safety wire 35 kg	Safety line cable designed to provide additional security for mounted or hanged equipment.		99011963	35,00	

ROBIN Tarrantula with Beam Shaper						
Photo	Model	Product Description	Packaging	EU code	EUR	
	ROBIN Tarrantula w/Beam Shaper	Building on the success of the LEDWash 1200 and Spider's advanced technology, Robe is excited to announce the release of their most powerful LED beam/wash/effects fixture yet. We call it the Tarrantula. Designed for concerts, car shows, sporting tournaments, indeed any event in a large venue, the Tarrantula is powered by 36x 30W and 1x 60W high powered emitters providing a stunning 20.000 lumen output. The versatile optical system offers an adjustable beam angle, from a tight 4° spot to a super-wide 50° wash, of the highest quality light. The LEDWash 800 inspired Beam Shaper accessory creates a traditional oval beam that can be indexed to precisely cover the desired stage or performance area. Central to the effects capabilities of this fixture is the exclusive Robe "Flower Effect" adding yet another spectacular visual dimension. Driven by the 60W RGBW multichip, this creates the sharpest spikes of light, rotating in either direction with controlled speed. Fully saturated and intense colours as well as subtle pastel tones are created with velvety smooth transitions thanks to the integrated internal 18bit LED dimming system. Dynamic video effects are easily achieved by mapping individual pixels controlled by a DMX desk or media servers via sACN with internal HTP merging, DMX or by Kling-Net protocol.	Dual Top Loader Case	10771191	9 015,00	
			Standard version:	Single Top Loader Case	10571191	9 290,00
				Cardboard	10071191	8 375,00
				Dual Top Loader Case	10771192	9 195,00
			Wireless version:	Single Top Loader Case	10571192	9 470,00
				Cardboard	10071192	8 555,00
Flight cases						
	Single Top Loader Case ROBIN Tarrantula w/Beam shaper	This case provides perfect protection for Robin's in the touring and rental market. It is constructed from high-quality, water repellent 7 mm thick plywood. It has a black finish exterior and features aluminium protected edges and tough steel corners.		10120242	920,00	
	Dual Top Loader Case ROBIN Tarrantula w/Beam Shaper	This Dual Top Loader Case provides full protection for two Tarrantula units. It was built to endure the rigors of the touring and rental market. The case is manufactured from high-quality, water repellent 9 mm thick plywood. The features include durable construction, consisting of ball corners, strong metal handles and roller castors on the base to enable easy roll-on and roll-out.		10120243	1 285,00	
	Foam Shell ROBIN Tarrantula w/Beam Shaper	The Foam Shell is produced to satisfy demand on safety transport of the Tarrantula. The product is made from polyurethane foam and is characterized by high strength, low weight, quality fabrication and perfect design. Suitable for building into customer cases.		20020332	210,00	
Accessories						
	Omega Adaptor CL-regular 2 pcs	Replacement Omega adaptor CL only – attention: 2 pcs are already supplied in box as standard.	Cardboard	10980033	70,00	
	Doughty Trigger Clamp	Designed to allow one person to hang heavy equipment, the weight of the object being hung, becomes its own safety factor by automatically closing the trigger and the bottom half of the clamp.	Cardboard	17030386	60,00	
	Safety wire 35 kg	Safety line cable designed to provide additional security for mounted or hanged equipment.		99011963	35,00	
ROBIN Spider						
Photo	Model	Product Description	Packaging	EU code	EUR	
	ROBIN Spider	Spider, a superbright next generation of LED WashBeam luminaries, using 18x 30 Watt and 1x 60 Watt LEDs and combining it with a very efficient 12,5:1 zoom optical system ranging from tight 4° Beam to wide 50° Wash, makes the product the most powerful LED fixture on the market! Beautiful convergence of hard edge in-air effects, punchy beams and smooth homogenized wash is all encapsulated in the unique Spider. Rich colors of 19 powerfull RGBW LEDs can create charming wash light with velvety smooth transitions thanks to internal 18bit LED dimming system. Dynamic video effects are easily achieved by mapping individual pixels and controlled by DMX desk or media servers via sACN with internal HTP merging, DMX or by Kling-Net protocol. Unique central piece with Robe exclusive Flower Effect is driven by 60W RGBW LED multichip for new innovative sharp multicoloured spikes of light, rotating in both directions at variable speed, adding another new visual effect to the show.	Standard version:	Quad Top Loader Case	10871041	5 200,00
				Dual Top Loader Case	10771041	5 370,00
				Single Top Loader Case	10571041	5 410,00
				Cardboard	10071041	4 800,00
			Wireless version:	Quad Top Loader Case	10871042	5 380,00
				Dual Top Loader Case	10771042	5 555,00
	Single Top Loader Case	10571042	5 590,00			
	Cardboard	10071042	4 985,00			
Flight cases						
	Single Top Loader Case ROBIN Spider	This case provides perfect protection for one ROBIN Spider in the touring, rental and staging market, smooth travel. It is constructed from high-quality, water repellent 7 mm thick plywood, complete with smart black finish exterior, aluminium protected edges and tough steel corners.		10120195-01	610,00	

	Dual Top Loader Case ROBIN Spiider	This Dual Top Loader Case provides full protection two units of ROBIN Spiider. It was built to endure the rigors of the touring and rental market. The case is manufactured from high-quality, water repellent 9 mm thick plywood. The features include durable construction, consisting of ball corners, strong metal handles and roller castors on the base to enable easy roll-on and roll-out.		10120207	1 135,00
	Quad Top Loader Case ROBIN Spiider	This case provides perfect protection for four units of ROBIN Spiider for the touring and rental market. It is constructed from high-quality, water repellent 9 mm thick plywood. It has a black finish exterior and features aluminium protected edges and tough steel corners. This quad case is equipped with four metal recessed wheels for easy transport.		10120208	1 595,00
	Foam Shell ROBIN Spiider	The Foam Shell is produced to satisfy demand on safety transport of the ROBIN Spiider. The product is made from polyurethane foam and is characterized by high strenght, low weight, quality fabrication and perfect design. Suitable for building into customer cases.		20020290	160,00
Accessories					
	Diffuser 2° for ROBIN Spiider	Diffuser 2° for ROBIN Spiider.	Cardboard	10980416	110,00
	EggCrate for ROBIN Spiider	Replaceable EggCrate module provides different look of the front face of the fixture.	Cardboard	10980317	50,00
	Omega Adaptor CL-regular 2 pcs	Replacement Omega adaptor CL only – attention: 2 pcs are already supplied in box as standard.	Cardboard	10980033	70,00
	Doughty Trigger Clamp	Designed to allow one person to hang heavy equipment, the weight of the object being hung, becomes its own safety factor by automatically closing the trigger and the bottom half of the clamp.	Cardboard	17030386	60,00
	Safety wire 35 kg	Safety line cable designed to provide additional security for mounted or hanged equipment.		99011963	35,00

ROBIN Viva CMY									
Photo	Model	Product Description	Packaging	EU code	EUR				
	ROBIN Viva CMY	Powerfully smooth, Robe's VIVA CMY combines brightness of exceptionally clear zero-fringing white beam together with continuous color transitions of CMY mixing. Elegant and lightweight, packed with smart effects that are easy to use. The fixture is very powerful yet consumes little energy. The 350W white LED light engine gives an extra punchy beam and an incredible 20.000 hours of operation – in fact, no relamping will be needed for the entire life of the fixture! Smooth color transition and fixed vivid and radiant colours can be applied from CMY mixing system and colour wheel, and rotating or static gobos added for projections or mid-air effects. The smooth zoom can go out to 40 degrees at its widest and be softened it up with variable frost to create a gentle wash-like output or dynamic background projections. The minimum 9° zoom produces a piercing beam that can be trimmed with ultra-fast stepless iris for really punchy output, and VIVA has extremely fast pan/tilt movement using Robe's proprietary EMS™ (Electronic Motion Stabiliser) technology. That and much more is possible with VIVA – entertaining and contemporary!	Standard version:	32+	10818586	5 355,00			
				Quad Top Loader Case	16 - 31	10818586	5 650,00		
							1 - 15	10818586	5 950,00
			Dual Top Loader Case	32+	10718586	5 535,00			
				16 - 31	10718586	5 840,00			
							1 - 15	10718586	6 145,00
			Single Top Loader Case	1 - 15	10518586	6 240,00			
				Cardboard	32+	10018586	5 000,00		
							16 - 31	10018586	5 280,00
							1 - 15	10018586	5 555,00
			Wireless version:	Quad Top Loader Case	32+	10818593	5 515,00		
					16 - 31	10818593	5 820,00		
							1 - 15	10818593	6 125,00
			Dual Top Loader Case	32+	10718593	5 695,00			
16 - 31	10718593	6 010,00							
				1 - 15	10718593	6 325,00			
Single Top Loader Case	1 - 15	10518593	6 420,00						
	Cardboard	32+	10018593	5 160,00					
				16 - 31	10018593	5 450,00			
				1 - 15	10018593	5 735,00			

Flight cases					
	Single Top Loader Case ROBIN Viva CMY	This case provides perfect protection for one ROBIN Viva CMY in the touring, rental and staging market, smooth travel. It is constructed from high-quality, water repellent 7 mm thick plywood, complete with smart black finish exterior, aluminium protected edges and tough steel corners.		10120209	685,00
	Dual Top Loader Case ROBIN Viva CMY	This Dual Top Loader Case provides full protection two units of ROBIN Viva CMY. It was built to endure the rigors of the touring and rental market. The case is manufactured from high-quality, water repellent 9 mm thick plywood. The features include durable construction, consisting of ball corners, strong metal handles and roller castors on the base to enable easy roll-on and roll-out.		10120210	1 180,00
	Quad Top Loader Case ROBIN Viva CMY	This case provides perfect protection for four units of ROBIN Viva CMY for the touring and rental market. It is constructed from high-quality, water repellent 9 mm thick plywood. It has a black finish exterior and features aluminium protected edges and tough steel corners. This quad case is equipped with four metal recessed wheels for easy transport.		10120211	1 565,00
	Foam Shell ROBIN Viva CMY	The Foam Shell is produced to satisfy demand on safety transport of the ROBIN Viva CMY. The product is made from polyurethane foam and is characterized by high strength, low weight, quality fabrication and perfect design. Suitable for building into customer cases.		20020295	155,00
Accessories					
	Frost 1° (exchange) - assembled	Frost 1° (exchange) - assembled.	Cardboard	10980308	20,00
	Frost 10° (exchange) - assembled	Frost 10° (exchange) - assembled.	Cardboard	10980309	20,00
	Frost 30° (exchange) - assembled	Frost 30° (exchange) - assembled.	Cardboard	10980310	20,00
	Omega Adaptor CL-regular 2 pcs	Replacement Omega adaptor CL only – attention: 2 pcs are already supplied in box as standard.	Cardboard	10980033	70,00
	Doughty Trigger Clamp	Designed to allow one person to hang heavy equipment, the weight of the object being hung, becomes its own safety factor by automatically closing the trigger and the bottom half of the clamp.	Cardboard	17030386	60,00
	Safety wire 35 kg	Safety line cable designed to provide additional security for mounted or hanged equipment.		99011963	35,00

ROBIN SuperSpikie									
Photo	Model	Product Description	Packaging	EU code	EUR				
	ROBIN SuperSpikie	Like the Spikie? You'll LOVE the SuperSpikie. Bigger, brighter and bolder, the SuperSpikie takes the look to another level. Four times brighter than the original Spikie and with the addition of rotating gobos – this effects machine has even more looks to blast through its 165mm lens front. The Zoom is bigger too. From a 3,5° beam to a soft wash at 42°, the CMY or RGBW colour mix looks rich. In-air effects using different combinations of the gobos, prism or flower effect feature, make this a versatile stage, set or studio piece. With the ability to mount it in any position, the fast 360° continuous pan and tilt motors add yet another dimension.	Quad Top Loader Case	10871231	4 395,00	Standard version:			
			Dual Top Loader Case	10771231	4 585,00				
			Single Top Loader Case	10571231	4 685,00				
			Cardboard	10071231	3 990,00				
			Cables not included.			Quad Top Loader Case	10871232	4 575,00	Wireless version:
						Dual Top Loader Case	10771232	4 760,00	
						Single Top Loader Case	10571232	4 860,00	
						Cardboard	10071232	4 170,00	
Cables									
	Mains Cable powerCON TRUE1 In/Schuko, 2m, Indoor	Mains Cable powerCON TRUE1 In/Schuko, 2m, Indoor.		13052405	35,00				
	Mains Cable powerCON TRUE1 In/US, 2m, Indoor	Mains Cable powerCON TRUE1 In/US, 2m, Indoor.		13052406	35,00				
	Mains Cable powerCON TRUE1 In/CEE 16A, 2m, Indoor	Mains Cable powerCON TRUE1 In/CEE 16A, 2m, Indoor.		13052445	55,00				

	Mains Cable powerCON TRUE1 In/open ended, 2m, Indoor	Mains Cable powerCON TRUE1 In/open ended, 2m, Indoor.	13052407	35,00
	Daisy Chain powerCON TRUE1 In/Out, EU, 2m, Indoor	Daisy Chain powerCON TRUE1 In/Out, EU, 2m, Indoor.	13052439	50,00
	Daisy Chain powerCON TRUE1 In/Out, US, 2m, Indoor	Daisy Chain powerCON TRUE1 In/Out, US, 2m, Indoor.	13052440	55,00
	Daisy Chain powerCON TRUE1 In/Out, EU, 5m, Indoor	Daisy Chain powerCON TRUE1 In/Out, EU, 5m, Indoor.	13052444	60,00
Flight cases				
	Single Top Loader Case ROBIN SuperSpikie	This case provides perfect protection for one ROBIN Pointe in the touring, rental and staging market, smooth travel. It is constructed from high-quality, water repellent 7 mm thick plywood, complete with smart black finish exterior, aluminium protected edges and tough steel corners.	10120246	695,00
	Dual Top Loader Case ROBIN SuperSpikie	This Dual Top Loader Case provides full protection two ROBIN SuperSpikie. It was built to endure the rigors of the touring and rental market. The case is manufactured from high-quality, water repellent 9 mm thick plywood. The features include durable construction, consisting of ball corners, strong metal handles and roller castors on the base to enable easy roll-on and roll-out.	10120247	1 185,00
	Quad Top Loader Case ROBIN SuperSpikie	This case provides perfect protection for four units of ROBIN SuperSpikie for the touring and rental market. It is constructed from high-quality, water repellent 9 mm thick plywood. It has a black finish exterior and features aluminium protected edges and tough steel corners. This quad case is equipped with four metal recessed wheels for easy transport.	10120248	1 620,00
	Dual Foam Shell for ROBIN SuperSpikie	The SuperSpikie Foam Shell is produced to satisfy demand on safety transport of the Robin Pointe. The product is made from polyurethane foam and is characterized by high strenght, low weight, quality fabrication and perfect design. Suitable for building into customer cases.	20020341	260,00
Accessories				
	Omega Adaptor CL-regular 2 pcs	Replacement Omega adaptor CL only – attention: 2 pcs are already supplied in box as standard.	Cardboard	10980033 70,00
	Doughty Trigger Clamp	Designed to allow one person to hang heavy equipment, the weight of the object being hung, becomes its own safety factor by automatically closing the trigger and the bottom half of the clamp.	Cardboard	17030386 60,00
	Safety wire 35 kg	Safety line cable designed to provide additional security for mounted or hanged equipment.		99011963 35,00

ROBIN Spikie					
Photo	Model	Product Description	Packaging	EU code	EUR
	ROBIN Spikie Cables not included.	Spikie, a small, super fast LED WashBeam, which utilises a single 60W RGBW light source with a specially designed 110mm wide front lens producing a solid beam. The fixture quickly zooms from a soft wide 28° wash to a tight sharp-edged 4° beam or one of two new stunning air effects. The new innovative Flower Effect creates sharp multicoloured spikes of light, rotating in both directions at variable speed. Additionally, a unique Beam Effect Engine transforms the output into a dynamic ray of three narrow beams, creating another new visual effect to the show. Continuous rotation of pan and tilt gives new dynamic elements across the stage. Spikie is a very compact 7.3 kg fixture, which can be hung in any position. It is supplied complete with one Omega bracket and is available in cardboard, single, quad and eight-pack top loader cases.	Eight-Pack Top Loader Case	10971001	2 640,00
			Quad Top Loader Case	10871001	2 715,00
			Single Top Loader Case	10571001	3 010,00
			Cardboard	10071001	2 460,00
			4 pcs in foam shell, in cardboard	10071003	2 540,00
Cables					
	Mains Cable powerCON TRUE1 In/Schuko, 2m, Indoor	Mains Cable powerCON TRUE1 In/Schuko, 2m, Indoor.		13052405	35,00
	Mains Cable powerCON TRUE1 In/US, 2m, Indoor	Mains Cable powerCON TRUE1 In/US, 2m, Indoor.		13052406	35,00
	Mains Cable powerCON TRUE1 In/CEE 16A, 2m, Indoor	Mains Cable powerCON TRUE1 In/CEE 16A, 2m, Indoor.		13052445	55,00
	Mains Cable powerCON TRUE1 In/open ended, 2m, Indoor	Mains Cable powerCON TRUE1 In/open ended, 2m, Indoor.		13052407	35,00

	Daisy Chain powerCON TRUE1 In/Out, EU, 2m, Indoor	Daisy Chain powerCON TRUE1 In/Out, EU, 2m, Indoor.		13052439	50,00
	Daisy Chain powerCON TRUE1 In/Out, US, 2m, Indoor	Daisy Chain powerCON TRUE1 In/Out, US, 2m, Indoor.		13052440	55,00
	Daisy Chain powerCON TRUE1 In/Out, EU, 5m, Indoor	Daisy Chain powerCON TRUE1 In/Out, EU, 5m, Indoor.		13052444	60,00
Wireless DMX					
	ROBE Wireless CRMX Dongle for compact ROBIN fixtures	The wireless CRMX the external module allows operation of the ROBIN 100 LEDBeam, ROBIN LEDBeam 150, ROBIN MiniMe, ROBIN MiniMe DV, ROBIN ParFect 100, ROBIN ParFect 150, ROBIN ParFect S1, ROBIN MiniPointe, ROBIN Spikie. Simple installation into DMX input connector of the fixture without disassembling the fixture. Small dimensions 72x33x48mm.	Cardboard	10980127	190,00
Flight cases					
	Single Top Loader Case ROBIN Spikie	This case provides perfect protection for Robin´s in the touring and rental market. It is constructed from high-quality, water repellent 7 mm thick plywood. It has a black finish exterior and features aluminium protected edges and tough steel corners.		10120193	550,00
	Quad Top Loader Case ROBIN Spikie	This case provides perfect protection for four units of ROBIN Spikie for the touring and rental market. It is constructed from high-quality, water repellent 9 mm thick plywood. It has a black finish exterior and features aluminium protected edges and tough steel corners. This quad case is equipped with four metal recessed wheels for easy transport.		10120203	1 010,00
	Eight-pack Top Loader Case ROBIN Spikie	This Eight-Pack Top Loader Case provides full protection eight ROBIN Spikie units. It was built to endure the rigors of the touring and rental market. The case is manufactured from high-quality, water repellent 9 mm thick plywood. The features include durable construction, consisting of ball corners, strong metal handles and roller castors on the base to enable easy roll-on and roll-out.		10120198	1 405,00
	Quad Foam Shell ROBIN Spikie	The Quad ROBIN Spikie Foam Shell is produced to satisfy demand on safety transport of four ROBIN Spikie units. The product is made from polyurethane foam and is characterized by high strength, low weight, quality fabrication and perfect design. Suitable for building into customer cases.		20020278	215,00
Accessories					
	Omega Adaptor CL-regular 2 pcs	Replacement Omega adaptor CL only – attention: 1 pc is already supplied in box as standard.	Cardboard	10980033	70,00
	Doughty Trigger Clamp	Designed to allow one person to hang heavy equipment, the weight of the object being hung, becomes its own safety factor by automatically closing the trigger and the bottom half of the clamp.	Cardboard	17030386	60,00
	Safety wire 35 kg	Safety line cable designed to provide additional security for mounted or hanged equipment.		99011963	35,00

ROBIN CycFx 8

Photo	Model	Product Description	Packaging	EU code	EUR
	ROBIN CycFx 8	All the amazing features and performance of the award winning Robe LEDWash luminaires in a 1000 mm moving linear strip. An array of individually controlled 15W RGBW LED modules equally spaced along the strip with fully adjustable zoom from 8-67 degrees. The strip itself has a very fast 270 degree tilt movement which can be precision indexed or programmed to produce rapid sweeping movements. Pre-programmed colour macros and pixel control makes this fixture quick and easy to programme. Tungsten lamp emulation and fade effects at 2700 K and 3200 K are included. Wireless technology CRMX is available as an option.	Standard version: Dual Top Loader Case	10770580	2 780,00
			Standard version: Single Top Loader Case	10570580	3 140,00
			Cardboard	10070580	2 325,00
			Wireless version: Dual Top Loader Case	10770570	2 970,00
			Wireless version: Single Top Loader Case	10570570	3 325,00
			Cardboard	10070570	2 515,00
Cables					
	Daisy Chain PowerCon In/Out EU 2m	Daisy Chain PowerCon In/Out EU, 2 m.		13051727	35,00
	Daisy Chain PowerCon In/Out US 2m	Daisy Chain PowerCon In/Out US, 2 m.		13051728	40,00

Flight cases					
	Single Top Loader Case ROBIN CycFX 8	This case provides perfect protection for a single unit of ROBIN CycFX 8 for the touring and rental market. It is constructed from high-quality, water repellent 7 mm thick plywood.		10120152-01	815,00
	Dual Top Loader Case ROBIN CycFX 8	This Dual Top Loader Case provides full protection two ROBIN CycFX 8. It was built to endure the rigors of the touring and rental market. The case is manufactured from high-quality, water repellent 9 mm thick plywood.		10120151-01	920,00
Accessories					
	Mounting Bar for ROBIN CycFX 8	Mounting bar for CycFX 8 allows perpendicular mounting on a truss.	Cardboard	10980190	150,00
	Omega Adaptor CL for CycFX8 - 2 pcs in box	Replacement Omega adaptor CL only – attention: 2 pcs are already supplied in box as standard.	Cardboard	10980223	55,00
	Safety wire 35 kg	Safety line cable designed to provide additional security for mounted or hanged equipment.		99011963	35,00

ROBIN CycFx 4

Photo	Model	Product Description	Packaging	EU code	EUR
	ROBIN CycFx 4	<p>Robin CycFx 4 continues the success story of CycFX 8. This time, the very wide zoom and fast tilt movement come on a 500 mm long strip. Four individually controlled 15W RGBW multichip LEDs in compact size and lightweight aluminum housing with 270 degree motorized tilt can be very precisely positioned, indexed or programmed to produce rapid sweeping movements of 8° beam, smoothened into wide 63° wash coverage or utilize [sun strip] tungsten effects. Pixel control possibilities allow pixel mapping while internal pre-programmed color macros make this fixture quick and easy to program even on a more traditional lighting desks. Tungsten lamp emulation and fade effects at 2700 K and 3200 K are included. Wireless technology CRMX is available as an option.</p> <p>Main cable included as standard accessory, daisy chain cables to be ordered separately.</p>	Standard version: Quad Top Loader Case	10870680	1 865,00
			Dual Top Loader Case	10770680	2 060,00
			Cardboard	10070680	1 595,00
			Wireless version: Quad Top Loader Case	10870690	2 050,00
			Dual Top Loader Case	10770690	2 245,00
			Cardboard	10070690	1 775,00

Cables					
	Daisy Chain PowerCon In/Out EU 2m	Daisy Chain PowerCon In/Out EU, 2 m.		13051727	35,00
	Daisy Chain PowerCon In/Out US 2m	Daisy Chain PowerCon In/Out US, 2 m.		13051728	40,00
Flight cases					
	Dual Top Loader Case ROBIN CycFX 4	This Dual Top Loader Case provides full protection two ROBIN CycFX 4. It was built to endure the rigors of the touring and rental market. The case is manufactured from high-quality, water repellent 7 mm thick plywood.		10120160	930,00
	Quad Top Loader Case ROBIN CycFX 4	This Quad Top Loader Case provides full protection four ROBIN CycFx 4 units. It was built to endure the rigors of the touring and rental market. The case is manufactured from high-quality, water repellent 9 mm thick plywood.		10120161	1 065,00
Accessories					
	Mounting Bar for ROBIN CycFx 4	Mounting bar for CycFx 4 allows perpendicular mounting on a truss.	Cardboard	10980210	120,00
	Omega Adaptor T CL for CycFx 4 - 2 pcs in box	Replacement Omega Adaptor T CL only – attention: 2 pcs are already supplied in box as standard.	Cardboard	10980184	55,00
	Safety wire 35 kg	Safety line cable designed to provide additional security for mounted or hanged equipment.		99011963	35,00

ROBIN 600 LEDWash +/W						
Photo	Model	Product Description	Packaging	EU code	EUR	
	ROBIN 600 LEDWash +	The super-slim ROBIN® 600+ LEDWash features 37x 15 Watt RGBW multichip LEDs with colour output ranging from gentle pastels to the richest saturation. Arranged in 3 concentric rings these LEDs offer unique possibilities for creating stunning colour and pattern audience blinding effects as well as for providing comprehensive and perfectly even wash coverage. This system sets the LEDWash 600+ ahead of any other LED wash light products, making it a truly, "multi-purpose" unit, equipped also with an extremely versatile 8–63 degree motorised zoom, powerful fast strobing and pre-programmed pulse strobe effects.	Standard version:	Hexa Top Loader Case	10970411	3 560,00
				Quad Top Loader Case	10870411	3 615,00
				Dual Top Loader Case	10770411	3 740,00
				Single Top Loader Case	10570411	3 730,00
				Cardboard	10070411	3 320,00
			Wireless version:	Hexa Top Loader Case	10970416	3 740,00
				Quad Top Loader Case	10870416	3 800,00
				Dual Top Loader Case	10770416	3 925,00
	Single Top Loader Case	10570416	3 910,00			
	Cardboard	10070416	3 505,00			
Flight cases						
	Single Top Loader Case ROBIN 600 LEDWash	This case provides perfect protection for one ROBIN 600 LEDWash in the touring, rental and staging market, smooth travel. It is constructed from high-quality, water repellent 9 mm thick plywood, complete with smart black finish exterior, aluminium protected edges and tough steel corners.		10120097-01	405,00	
	Dual Top Loader Case ROBIN 600 LEDWash II	This Dual Top Loader Case provides full protection two ROBIN 600 LEDWash units. It was built to endure the rigors of the touring and rental market. The case is manufactured from high-quality, water repellent 9 mm thick plywood. The features include durable construction, consisting of ball corners, strong metal handles and roller castors on the base.		10120103-01	840,00	
	Quad Top Loader Case ROBIN 600 LEDWash II	This case provides perfect protection for four units of ROBIN 600 LEDWash for the touring and rental market. It is constructed from high-quality, water repellent 9 mm thick plywood. It has a black finish exterior and features aluminium protected edges and tough steel corners. This quad case is equipped with four metal recessed wheels for easy transport.		10120102-01	1 175,00	
	Hexa Top Loader Case ROBIN 600 LEDWash	This Hexa Top Loader Case provides full protection of six ROBIN 600 LEDWash units. It was built to endure the rigors of the touring and rental market. The case is manufactured from high-quality, water repellent 9 mm thick plywood. The features include durable construction, consisting of ball corners, strong metal handles and roller castors on the base.		10120104-01	1 415,00	
	Foam Shell ROBIN 600/800 LEDWash	The Robin 600/800 LW Foam Shell is produced to satisfy demand on safety transport of the Robin 600/800 LW. The product is made from polyurethane foam and is characterized by high strenght, low weight, quality fabrication and perfect design. Suitable for building into customer cases.		20020197	110,00	
Accessories						
	EggCrate ROBIN 600 LEDWash/ Actor 6 (transparent)	Replaceable EggCrate module provides different look of the multi-source front face of the fixture. Transparent EggCrate allows light penetration between LED cells and therefore creates more unified and colorful front view of the fixture.	Cardboard	10980114	30,00	
	Top Hat ROBIN 600/800 LEDWash(black)	Additional Top Hat module is especially suitable for blocking of side view at the LED front face of the fixture.	Cardboard	10980101	135,00	
	Mounting Adaptor for Omega holder (black)	Combined Omega Bracket allows usage of a single clamp while hanging the fixture.	Cardboard	10980100	65,00	
	Omega Adaptor CL-regular 2 pcs	Replacement Omega adaptor CL only – attention: 2 pcs are already supplied in box as standard.	Cardboard	10980033	70,00	
	Doughty Trigger Clamp	Designed to allow one person to hang heavy equipment, the weight of the object being hung, becomes its own safety factor by automatically closing the trigger and the bottom half of the clamp.	Cardboard	17030386	60,00	
	Safety wire 35 kg	Safety line cable designed to provide additional security for mounted or hanged equipment.		99011963	35,00	



ROBIN 300 LEDWash +/W						
Photo	Model	Product Description	Packaging	EU code	EUR	
	ROBIN 300 LEDWash +	Utilizing 19 multichip LEDs and motorized linear zoom 8 – 63 degrees the ROBIN® 300+ LEDWash offers great flexibility with superior homogenization of the light source. Specialized component optics composed of highly efficient elements ensures completely smooth colour mixing and it emphasizes dynamic array of true colours and hues. This lightweight compact fixture is ideal for all small-to-medium applications, particularly those where space and accessibility is an issue.	Standard version:	Hexa Top Loader Case	10970421	2 375,00
				Quad Top Loader Case	10870421	2 425,00
				Dual Top Loader Case	10770421	2 580,00
				Single Top Loader Case	10570421	2 655,00
				Cardboard	10070421	2 180,00
			Wireless version:	Hexa Top Loader Case	10970422	2 555,00
				Quad Top Loader Case	10870422	2 605,00
				Dual Top Loader Case	10770422	2 760,00
				Single Top Loader Case	10570422	2 840,00
				Cardboard	10070422	2 360,00
Flight cases						
	Single Top Loader Case ROBIN 300 LEDWash	This case provides perfect protection for one ROBIN 300 LEDWash in the touring, rental and staging market, smooth travel. It is constructed from high-quality, water repellent 7 mm thick plywood, complete with smart black finish exterior, aluminium protected edges and tough steel corners.		10120114	480,00	
	Dual Top Loader Case ROBIN 300 LEDWash	This Dual Top Loader Case provides full protection two ROBIN 300 LEDWash units. It was built to endure the rigors of the touring and rental market. The case is manufactured from high-quality, water repellent 9 mm thick plywood. The features include durable construction, consisting of ball corners, strong metal handles and roller castors on the base to enable easy roll-on and roll-out.		10120109	795,00	
	Quad Top Loader Case for ROBIN 300 LEDWash	This case provides perfect protection for four units of ROBIN 300 LEDWash for the touring and rental market. It is constructed from high-quality, water repellent 9 mm thick plywood. It has a black finish exterior and features aluminium protected edges and tough steel corners. This quad case is equipped with four metal recessed wheels for easy transport.		10120108	990,00	
	Hexa Top Loader Case for ROBIN 300 LEDWash	This Hexa Top Loader Case provides full protection of six ROBIN 300 LEDWash units. It was built to endure the rigors of the touring and rental market. The case is manufactured from high-quality, water repellent 9 mm thick plywood. The features include durable construction, consisting of ball corners, strong metal handles and roller castors on the base.		10120110	1 175,00	
Accessories						
	EggCrate ROBIN 300 LEDWash/Actor 3 (transparent)	Replaceable EggCrate module provides different look of the multi-source front face of the fixture. Transparent EggCrate allows light penetration between LED cells and therefore creates more unified and colorful front view of the fixture.	Cardboard	10980115	20,00	
	Top Hat ROBIN 300 LEDWash (black)	Additional Top Hat module is especially suitable for blocking of side view at the LED front face of the fixture.	Cardboard	10980102	110,00	
	Mounting Adaptor for Omega holder (black)	Combined Omega Bracket allows usage of a single clamp while hanging the fixture.	Cardboard	10980100	65,00	
	Omega Adaptor CL-regular 2 pcs	Replacement Omega adaptor CL only – attention: 2 pcs are already supplied in box as standard.	Cardboard	10980033	70,00	
	Doughty Trigger Clamp	Designed to allow one person to hang heavy equipment, the weight of the object being hung, becomes its own safety factor by automatically closing the trigger and the bottom half of the clamp.	Cardboard	17030386	60,00	
	Safety wire 35 kg	Safety line cable designed to provide additional security for mounted or hanged equipment.		99011963	35,00	






ROBIN LEDBeam 150					
Photo	Model	Product Description	Packaging	EU code	EUR
	ROBIN LEDBeam 150 Cables not included.	The best things come in small packages, now with zoom included. ROBIN® LEDBeam 150 is the answer with fast sweeping beams and a wide far-reaching quality wash in compact housing. Attractive colorful chases and smooth transitions are powered by a cluster of high power multichip 30W RGBW LEDs. The spectacular zoom range of 3,8° to 60° uses an eminent custom-designed optical system. A highly optimized motorised control produces speedy pan and tilt movement. Besides intense strobing capabilities, the LEDBeam 150 also offers gentle 18-bit dimming, including Tungsten lamp effects. Simplified control via pre-programmed colors on a virtual color wheel and various strobing and pulsing effects allows quick and easy programming.	Eight-Pack Top Loader Case	10971101	2 110,00
			Quad Top Loader Case	10871101	2 200,00
			Single Top Loader Case	10571101	2 360,00
			Cardboard	10071101	1 950,00
Cables					
	Mains Cable PowerCon In/Schuko 2m	Mains Cable PowerCon In/Schuko, 2 m.		13051724	30,00
	Mains Cable PowerCon In/CEE 16A 2m	Mains Cable PowerCon In/CEE 16A, 2 m.		13051725	35,00
	Mains Cable PowerCon In/US 2m	Mains Cable PowerCon In/US, 2 m.		13051726	30,00
	Mains Cable PowerCon In/open ended 2m	Mains Cable PowerCon In/open ended, 2 m.		13051731	25,00
	Daisy Chain PowerCon In/Out EU 2m	Daisy Chain PowerCon In/Out EU, 2 m.		13051727	35,00
	Daisy Chain PowerCon In/Out US 2m	Daisy Chain PowerCon In/Out US, 2 m.		13051728	40,00
Wireless DMX					
	ROBE Wireless CRMX Dongle	The wireless CRMX is an external module which allows wireless DMX operation of the ROBIN 100 LEDBeam, ROBIN LEDBeam 150, ROBIN MiniMe, ROBIN ParFect 100, ROBIN ParFect 150, ROBIN ParFect S1, ROBIN MiniPointe, ROBIN Spikie. Simple installation into DMX input connector of the fixture without disassembling the product. Small dimensions 72x33x48mm.	Cardboard	10980127	190,00
Flight Cases					
	Single Top Loader Case ROBIN LEDBeam 150	This case provides perfect protection for a single unit of ROBIN LEDBeam 150 for the touring and rental market. It is constructed from high-quality, water repellent 7 mm thick plywood. It has a black finish exterior and features aluminium protected edges and tough steel corners.		10120214	415,00
	Quad Top Loader Case ROBIN LEDBeam 150	This Quad Top Loader Case provides full protection four ROBIN LEDBeam 150 units. It was built to endure the rigors of the touring and rental market. The case is manufactured from high-quality, water repellent 9 mm thick plywood. The features include durable construction, consisting of ball corners, strong metal handles and roller castors on the base to enable easy roll-on and roll-out.		10120215	1 000,00
	Eight-Pack Top Loader Case ROBIN LEDBeam 150	This case provides perfect protection for eight units of ROBIN LEDBeam 150 for the touring and rental market. It is constructed from high-quality, water repellent 9 mm thick plywood. It has a black finish exterior and features aluminium protected edges and tough steel corners. This case is equipped with four metal recessed wheels for easy transport.		10120216	1 285,00
	Foam Shell ROBIN LEDBeam 150	The Dual ROBIN LEDBeam 150 Foam Shell is produced to satisfy demand on safety transport of two Robin 100 LEDBeam units. The product is made from polyurethane foam and is characterized by high strength, low weight, quality fabrication and perfect design.		20020300	140,00
Accessories					
	Diffuser 2° for LEDBeam 150/ParFect 150	Diffuser 2° for LEDBeam 150/ParFect 150. Warning - Installation of the Diffuser 2° is one-shot matter as the screws are screwed into the plastic. You cannot install and uninstall the Diffuser 2° several times.	Cardboard	10980423	65,00
	EggCrate for ROBIN LEDBeam 150	Replaceable egg crate module provides different look of the multi-source front face of the fixture.	Cardboard	10980346	35,00
	Omega Adaptor CL-regular 2 pcs	Replacement Omega adaptor CL only – attention: 1 pc is already supplied in box as standard.	Cardboard	10980033	70,00
	Doughty Trigger Clamp	Designed to allow one person to hang heavy equipment, the weight of the object being hung, becomes its own safety factor by automatically closing the trigger and the bottom half of the clamp.	Cardboard	17030386	60,00
	Safety wire 35 kg	Safety line cable designed to provide additional security for mounted or hanged equipment.		99011963	35,00















ROBIN LEDBeam 150 FW RGBW, ROBIN LEDBeam 150 FW RGBA					
Photo	Model	Product Description	Packaging	EU code	EUR
	ROBIN LEDBeam 150 FW RGBW Cables not included.	Spectacular zoom range of 3.8° to 60° with eminent custom-designed optical system and with additional 2° frost filter for even smooth edges and better color homogenization. That is the ROBIN® LEDBeam 150 FW - Fresnel Wash, offering attractive colorful chases and smooth transitions, powered by a cluster of high power multichip 30W RGBW LEDs. Fast sweeping beams and a wide far-reaching quality wash, beautifully packaged in compact housing. A highly optimized motorised control produces speedy pan and tilt movement. Besides intense strobing capabilities, the LEDBeam 150 also offers gentle 18-bit dimming, including Tungsten lamp effects.	Eight-Pack Top Loader Case	10971104	2 155,00
			Quad Top Loader Case	10871104	2 240,00
			Single Top Loader Case	10571104	2 405,00
			Cardboard	10071104	1 995,00
	ROBIN LEDBeam 150 FW RGBA Cables not included.	Spectacular zoom range of 3.8° to 60° with eminent custom-designed optical system and with additional 2° frost filter for even smooth edges and better color homogenization. That is the ROBIN® LEDBeam 150 FW - Fresnel Wash, offering attractive colorful chases and smooth transitions, powered by a cluster of high power multichip 30W RGBA LEDs. Fast sweeping beams and a wide far-reaching quality wash, beautifully packaged in compact housing. A highly optimized motorised control produces speedy pan and tilt movement. Besides intense strobing capabilities, the LEDBeam 150 also offers gentle 18-bit dimming, including Tungsten lamp effects.	Eight-Pack Top Loader Case	10971106	2 190,00
			Quad Top Loader Case	10871106	2 280,00
			Single Top Loader Case	10571106	2 440,00
			Cardboard	10071106	2 030,00
Cables					
	Mains Cable PowerCon In/Schuko 2m	Mains Cable PowerCon In/Schuko, 2 m.		13051724	30,00
	Mains Cable PowerCon In/CEE 16A 2m	Mains Cable PowerCon In/CEE 16A, 2 m.		13051725	35,00
	Mains Cable PowerCon In/US 2m	Mains Cable PowerCon In/US, 2 m.		13051726	30,00
	Mains Cable PowerCon In/open ended 2m	Mains Cable PowerCon In/open ended, 2 m.		13051731	25,00
	Daisy Chain PowerCon In/Out EU 2m	Daisy Chain PowerCon In/Out EU, 2 m.		13051727	35,00
	Daisy Chain PowerCon In/Out US 2m	Daisy Chain PowerCon In/Out US, 2 m.		13051728	40,00
Wireless DMX					
	ROBE Wireless CRMX Dongle	The wireless CRMX is an external module which allows wireless DMX operation of the ROBIN 100 LEDBeam, ROBIN LEDBeam 150, ROBIN MiniMe, ROBIN ParFect 100, ROBIN ParFect 150, ROBIN ParFect S1, ROBIN MiniPointe, ROBIN Spikie. Simple installation into DMX input connector of the fixture without disassembling the product. Small dimensions 72x33x48mm.	Cardboard	10980127	190,00
Flight Cases					
	Single Top Loader Case ROBIN LEDBeam 150	This case provides perfect protection for a single unit of ROBIN LEDBeam 150 for the touring and rental market. It is constructed from high-quality, water repellent 7 mm thick plywood. It has a black finish exterior and features aluminium protected edges and tough steel corners.		10120214	415,00
	Quad Top Loader Case ROBIN LEDBeam 150	This Quad Top Loader Case provides full protection four ROBIN LEDBeam 150 units. It was built to endure the rigors of the touring and rental market. The case is manufactured from high-quality, water repellent 9 mm thick plywood. The features include durable construction, consisting of ball corners, strong metal handles and roller castors on the base to enable easy roll-on and roll-out.		10120215	1 000,00
	Eight-Pack Top Loader Case ROBIN LEDBeam 150	This case provides perfect protection for eight units of ROBIN LEDBeam 150 for the touring and rental market. It is constructed from high-quality, water repellent 9 mm thick plywood. It has a black finish exterior and features aluminium protected edges and tough steel corners. This case is equipped with four metal recessed wheels for easy transport.		10120216	1 285,00
	Foam Shell ROBIN LEDBeam 150	The Dual ROBIN LEDBeam 150 Foam Shell is produced to satisfy demand on safety transport of two Robin 100 LEDBeam units. The product is made from polyurethane foam and is characterized by high strength, low weight, quality fabrication and perfect design.		20020300	140,00
Accessories					
	EggCrate for ROBIN LEDBeam 150	Replaceable egg crate module provides different look of the multi-source front face of the fixture.	Cardboard	10980346	35,00
	Omega Adaptor CL-regular 2 pcs	Replacement Omega adaptor CL only – attention: 1 pc is already supplied in box as standard.	Cardboard	10980033	70,00
	Doughty Trigger Clamp	Designed to allow one person to hang heavy equipment, the weight of the object being hung, becomes its own safety factor by automatically closing the trigger and the bottom half of the clamp.	Cardboard	17030386	60,00
	Safety wire 35 kg	Safety line cable designed to provide additional security for mounted or hanged equipment.		99011963	35,00

LED & TUNGSTEN-LAMP STATIC LIGHTS

PATT 2017

Photo	Model	Product Description	Packaging	EU code	EUR
	PATT 2017 Cables not included.	Extending the ROBE series of retro style lighting, PATT 2017 is LED driven environmentally conscious and can be a playfully colorful or adaptable tungsten white-like eye-candy effect for the stage and set - perfect for bands, television, film and general prop lighting. Lighting fixtures can be more than a practical necessity – the luminaires themselves can be a piece of art and create the mood. This fixture is based on an idea conceived by lighting designer Tim Routledge. The 7x30W RGBW LEDs powerfully illuminate the seek, spun aluminium body which maximises its curves to look as good on stage as the performers it illuminates. Besides controlling the complete LED cluster as one unit, it is possible to control each single LED independently, creating smooth animations, transitions and rainbow effects on the aluminium reflector having the special „PATT“ gold-brown coating.	Dual Top Loader Case	10755011	3 065,00
			Single Top Loader Case	10555011	3 195,00
			Cardboard	10055011	2 450,00
	PATT Driver For PixelPATT, PATT 2017 and onePATT.	Power supply: Electronic auto-ranging. Input voltage range: 100 - 277 V, 50/60 Hz. Power consumption: 240 W. Power in/out connector: Neutrik powerCON TRUE1 in/out. DMX and RDM data in/out: Locking 3-pin & 5-pin XLR. Embedded Ethernet switch 10/100 Mbps: 1x IN/1x Out. Ethernet port in/out: RJ45. Power and Data out: Locking 4-pin XLR (from PATT Driver to the PATT 2017).	Standard version: Cardboard	10055002	920,00
			Wireless version:  Cardboard	10055004	1 100,00
Flight cases					
	Single Top Loader Case PATT 2017	This case provides perfect protection for PATT 2017 in the touring and rental market. It is constructed from high-quality, water repellent 7 mm thick plywood. It has a black finish exterior and features aluminium protected edges and tough steel corners. This single case is equipped with four metal recessed wheels for easy transport.		10120224	745,00
	Dual Top Loader Case PATT 2017	This Dual Top Loader Case provides full protection two PATT 2017 units. The case is manufactured from high-quality, water repellent 7 mm thick plywood. The features include durable construction, consisting of ball corners, strong metal handles and roller castors on the base to enable easy roll-on and roll-out.		10120225	1 225,00
Cables					
	Mains Cable powerCON TRUE1 In/Schuko, 2m, Indoor	Mains Cable powerCON TRUE1 In/Schuko, 2m, Indoor.		13052405	35,00
	Mains Cable powerCON TRUE1 In/US, 2m, Indoor	Mains Cable powerCON TRUE1 In/US, 2m, Indoor.		13052406	35,00
	Mains Cable powerCON TRUE1 In/CEE 16A, 2m, Indoor	Mains Cable powerCON TRUE1 In/CEE 16A, 2m, Indoor.		13052445	55,00
	Mains Cable powerCON TRUE1 In/open ended, 2m, Indoor	Mains Cable powerCON TRUE1 In/open ended, 2m, Indoor.		13052407	35,00
	Daisy Chain powerCON TRUE1 In/Out, EU, 2m, Indoor	Daisy Chain powerCON TRUE1 In/Out, EU, 2m, Indoor.		13052439	50,00
	Daisy Chain powerCON TRUE1 In/Out, US, 2m, Indoor	Daisy Chain powerCON TRUE1 In/Out, US, 2m, Indoor.		13052440	55,00
	Daisy Chain powerCON TRUE1 In/Out, EU, 5m, Indoor	Daisy Chain powerCON TRUE1 In/Out, EU, 5m, Indoor.		13052444	60,00
	Data cable 4 pin XLR 10m, ferite, EU	Interconnecting cable between PATT Driver and fixture.		13052797	140,00
	Data cable 4 pin XLR 5m, ferite, EU	Interconnecting cable between PATT Driver and fixture.		13052798	95,00
	Data cable 4 pin XLR 10m, ferite, US	Interconnecting cable between PATT Driver and fixture.		13052799	165,00
	Data cable 4 pin XLR 5m, ferite, US	Interconnecting cable between PATT Driver and fixture.		13052800	110,00

Accessories					
	Tripod for PATT 2013/2017, pixelPATT	Tripod for PATT 2013/2017, pixelPATT. Adjustable height 88-147 cm.	Cardboard	10980374	255,00
	Spigot for PATT 2013/2017, picklePATT, pixelPATT	Spigot for PATT 2013/2017, picklePATT, pixelPATT.	Cardboard	10980260	130,00
	Floor Stand for PATT 2013/picklePATT	Floor Stand for PATT 2013, picklePATT.	Cardboard	10980259	70,00
	Doughty Trigger Clamp	Designed to allow one person to hang heavy equipment, the weight of the object being hung, becomes its own safety factor by automatically closing the trigger and the bottom half of the clamp.	Cardboard	17030386	60,00
	Safety wire 35 kg	Safety line cable designed to provide additional security for mounted or hanged equipment.		99011963	35,00

pixelPATT					
Photo	Model	Product Description	Packaging	EU code	EUR
	pixelPATT	Continuing the retro style lighting design, the pixelPATT is a new addition to the PATT family. In spite of its eye catching retro design, pixelPATT is based on modern LED pixel controlled technology. The pixelPATT is composed of 7x 30W RGBW LED multi-chips, one in the centre surrounded by a ring of six, housed in a super-slim and lightweight brushed metal frame. Aesthetically it keeps the dimensions and attractive curvature of the PATT 2013 and the picklePATT, and this will also make it desirable for its physical appearance as well as for a light source. In order to make the pixelPATT elegant and a lightweight design, it has a remote Power and Data box PATT Driver, which is connected with the pixelPATT through an industry standard colour scroller cable with 4-pin XLR connectors (PATT Driver is supplied separately). The pixelPATT is an ideal fixture for television broadcasts, concerts, fashion shows or any type of event from awards to brand activations.	Dual Top Loader Case	10755001	3 790,00
			Cardboard	10055001	3 095,00
	pixelPATT Black		Dual Top Loader Case	10755003	3 790,00
	Cables not included.		Cardboard	10055003	3 095,00
	PATT Driver	Power supply: Electronic auto-ranging. Input voltage range: 100 - 277 V, 50/60 Hz. Power consumption: 240 W. Power in/out connector: Neutrik powerCON TRUE1 in/out. DMX and RDM data in/out: Locking 3-pin & 5-pin XLR. Embedded Ethernet switch 10/100 Mbps: 1x IN/1x Out. Ethernet port in/out: RJ45. Power and Data out: Locking 4-pin XLR (from PATT Driver to the pixelPATT).	Standard version: Cardboard	10055002	920,00
	For PixelPATT, PATT 2017 and onePATT.		Wireless version:  Cardboard	10055004	1 100,00
Cables					
	Mains Cable powerCON TRUE1 In/Schuko, 2m, Indoor	Mains Cable powerCON TRUE1 In/Schuko, 2m, Indoor.		13052405	35,00
	Mains Cable powerCON TRUE1 In/US, 2m, Indoor	Mains Cable powerCON TRUE1 In/US, 2m, Indoor.		13052406	35,00
	Mains Cable powerCON TRUE1 In/CEE 16A, 2m, Indoor	Mains Cable powerCON TRUE1 In/CEE 16A, 2m, Indoor.		13052445	55,00
	Mains Cable powerCON TRUE1 In/open ended, 2m, Indoor	Mains Cable powerCON TRUE1 In/open ended, 2m, Indoor.		13052407	35,00
	Daisy Chain powerCON TRUE1 In/Out, EU, 2m, Indoor	Daisy Chain powerCON TRUE1 In/Out, EU, 2m, Indoor.		13052439	50,00
	Daisy Chain powerCON TRUE1 In/Out, US, 2m, Indoor	Daisy Chain powerCON TRUE1 In/Out, US, 2m, Indoor.		13052440	55,00
	Daisy Chain powerCON TRUE1 In/Out, EU, 5m, Indoor	Daisy Chain powerCON TRUE1 In/Out, EU, 5m, Indoor.		13052444	60,00
	Data cable 4 pin XLR 10m, ferite, EU	Interconnecting cable between PATT Driver and fixture.		13052797	140,00
	Data cable 4 pin XLR 5m, ferite, EU	Interconnecting cable between PATT Driver and fixture.		13052798	95,00
	Data cable 4 pin XLR 10m, ferite, US	Interconnecting cable between PATT Driver and fixture.		13052799	165,00
	Data cable 4 pin XLR 5m, ferite, US	Interconnecting cable between PATT Driver and fixture.		13052800	110,00

Flight cases					
	Dual Top Loader Case pixelPATT	This Dual Top Loader Case provides full protection two pixelPATT units. It was built to endure the rigors of touring and rental market. The case is manufactured from high-quality, water repellent 7 mm thick plywood. The features include durable construction, consisting of ball corners, strong metal handles and roller castors on the base to enable easy roll-on and roll-out.		10120212	1 400,00
Accessories					
	Tripod for PATT 2013/2017, pixelPATT	Tripod for PATT 2013/2017, pixelPATT. Adjustable height 88-147 cm.	Cardboard	10980374	255,00
	Spigot for PATT 2013/2017, picklePATT, pixelPATT	Spigot for PATT 2013/2017, picklePATT, pixelPATT.	Cardboard	10980260	130,00
	Floor Stand for PATT 2013/picklePATT	Floor Stand for PATT 2013, picklePATT.	Cardboard	10980259	70,00
	Mounting bracket pixelPATT	Mounting bracket pixelPATT.	Cardboard	10980435	170,00
	Doughty Trigger Clamp	Designed to allow one person to hang heavy equipment, the weight of the object being hung, becomes its own safety factor by automatically closing the trigger and the bottom half of the clamp.	Cardboard	17030386	60,00
	Safety wire 35 kg	Safety line cable designed to provide additional security for mounted or hanged equipment.		99011963	35,00

onePATT

Photo	Model	Product Description	Packaging	EU code	EUR
	onePATT	Another member of the extended PATT family of retro-style lighting fixtures, onePATT is a RGBW multichip, high-powered, multicolored LED fixture housed in a super slim, lightweight, brushed metal retro-style frame. The unit's high light output can be pixel mapped and therefore controlled and used for large scale matrix applications, as well as individual illuminating needs. It features an integrated intelligent electronic Control System that guarantees flicker-free driving, protection from overheating and together with remote addressing, calibration and status messaging with a Power Supply unit, it ensures easy, remote maintenance and long term reliability. Total quantity of seven onePATTs can be connected to the PATT Driver – a power and data box specifically designed for pixelPATT, PATT 2017 and onePATT family of products.	Seven-Pack Top Loader Case	10355021	825,00
			Cardboard	10055021	675,00
	PATT Driver	Power supply: Electronic auto-ranging. Input voltage range: 100 - 277 V, 50/60 Hz. Power consumption: 240 W. Power in/out connector: Neutrik powerCON TRUE1 in/out. DMX and RDM data in/out: Locking 3-pin & 5-pin XLR. Embedded Ethernet switch 10/100 Mbps: 1x IN/1x Out. Ethernet port in/out: RJ45. Power and Data out: Locking 4-pin XLR (from PATT Driver to the onePATT).	Standard version: Cardboard	10055002	920,00
	For PixelPATT, PATT 2017 and onePATT.		Wireless version: Cardboard	10055004	1 100,00

Cables

	Mains Cable powerCON TRUE1 In/Schuko, 2m, Indoor	Mains Cable powerCON TRUE1 In/Schuko, 2m, Indoor.		13052405	35,00
	Mains Cable powerCON TRUE1 In/US, 2m, Indoor	Mains Cable powerCON TRUE1 In/US, 2m, Indoor.		13052406	35,00
	Mains Cable powerCON TRUE1 In/CEE 16A, 2m, Indoor	Mains Cable powerCON TRUE1 In/CEE 16A, 2m, Indoor.		13052445	55,00
	Mains Cable powerCON TRUE1 In/open ended, 2m, Indoor	Mains Cable powerCON TRUE1 In/open ended, 2m, Indoor.		13052407	35,00
	Daisy Chain powerCON TRUE1 In/Out, EU, 2m, Indoor	Daisy Chain powerCON TRUE1 In/Out, EU, 2m, Indoor.		13052439	50,00
	Daisy Chain powerCON TRUE1 In/Out, US, 2m, Indoor	Daisy Chain powerCON TRUE1 In/Out, US, 2m, Indoor.		13052440	55,00
	Daisy Chain powerCON TRUE1 In/Out, EU, 5m, Indoor	Daisy Chain powerCON TRUE1 In/Out, EU, 5m, Indoor.		13052444	60,00

	Data cable 4 pin XLR 10m, ferite, EU	Interconnecting cable between PATT Driver and fixture.	13052797	140,00
	Data cable 4 pin XLR 5m, ferite, EU	Interconnecting cable between PATT Driver and fixture.	13052798	95,00
	Data cable 4 pin XLR 10m, ferite, US	Interconnecting cable between PATT Driver and fixture.	13052799	165,00
	Data cable 4 pin XLR 5m, ferite, US	Interconnecting cable between PATT Driver and fixture.	13052800	110,00

Flight cases

	Seven-Pack Top Loader Case onePATT	This case provides perfect protection for seven units of onePATT and one PATT driver. It is constructed from high-quality, water repellent 9 mm thick plywood. It has a black finish exterior and features aluminium protected edges and tough steel corners. This quad case is equipped with four metal recessed wheels for easy transport.	10120231	1 035,00
--	---	--	----------	-----------------

Accessories

	Doughty Trigger Clamp	Designed to allow one person to hang heavy equipment, the weight of the object being hung, becomes its own safety factor by automatically closing the trigger and the bottom half of the clamp.	Cardboard	17030386	60,00
	Safety wire 35 kg	Safety line cable designed to provide additional security for mounted or hanged equipment.		99011963	35,00

PATT 2013

Photo	Model	Product Description	Packaging	EU code	EUR	
	PATT 2013	Patt 2013 is the first in a series of retro style lighting – designed specifically to further the current trend for tungsten eye-candy on stage and set - for bands, television, film and general prop lighting. Lighting fixtures can be more than just a practical necessity – the luminaires themselves can be a piece of art and create the mood. This fixture, conceived by lighting designer Tim Routledge, has already been used on television broadcasts and concerts worldwide including Gary Barlow, The Prodigy, Robbie Williams, Paul McCartney, X Factor, Britain's Got Talent, The Graham Norton Show plus numerous other talk-show sets. The 750W tungsten softlight is formed around a sleek, spun aluminium body which maximises its curves to look as good on stage as the performers it illuminates. Whilst taking inspiration for its appearance from vintage broadcast lighting, the PATT 2013 incorporates the modern, readily available 750W HPL lamp.	Dual Top Loader Case	10990141	2 250,00	
			Standard version:	Single Top Loader Case	10990140	2 405,00
			Cardboard	10990135	1 695,00	

Flight cases

	Single Top Loader Case PATT 2013	This case provides perfect protection for PATT 2013 in the touring and rental market. It is constructed from high-quality, water repellent 7 mm thick plywood. It has a black finish exterior and features aluminium protected edges and tough steel corners. This single case is equipped with four metal recessed wheels for easy transport.	10120190	710,00
	Dual Top Loader Case PATT 2013	This Dual Top Loader Case provides full protection two PATT 2013 units. It was built to endure the rigors of the touring and rental market. The case is manufactured from high-quality, water repellent 7 mm thick plywood. The features include durable construction, consisting of ball corners, strong metal handles and roller castors on the base to enable easy roll-on and roll-out.	10120189	1 115,00

Accessories

	Lamp HPL750 240V	HPL 750 240V is a longlife version of the halogen High Performance Lamp (HPL). Lamp base G 9.5 with heatsink, colour temperature 3050 K, average service life 1500 h. The lamp is usable in the PATT 2013 luminaire.	Cardboard	14080053	30,00
	Lamp HPL750 120V	HPL 750 120V is a longlife version of the halogen High Performance Lamp (HPL). Lamp base G 9.5 with heatsink, colour temperature 3050 K, average service life 1500 h. The lamp is usable in the PATT 2013 luminaire.	Cardboard	14080054	30,00
	Tripod for PATT 2013/2017, pixelPATT	Tripod for PATT 2013/2017, pixelPATT. Adjustable height 88-147 cm.	Cardboard	10980374	255,00
	Floor Stand for PATT 2013/picklePATT	Floor Stand for PATT 2013, picklePATT.	Cardboard	10980259	70,00
	Spigot for PATT 2013/2017, picklePATT, pixelPATT	Spigot for PATT 2013/2017, picklePATT, pixelPATT.	Cardboard	10980260	130,00

picklePATT						
Photo	Model	Product Description	Packaging	EU code	EUR	
	picklePATT	Following the series of retro style lighting, the picklePATT is the new cute compact addition to our tungsten classic family. It is the second fixture, made in collaboration with lighting designer Tim Routledge, which combines traditional aesthetics and modern build quality. The picklePATT is specifically designed to further the current trend for tungsten eye-candy on stage and set - for bands, television, film and general prop lighting, while keeping its vintage looks and utilizing the modern, readily available 575 W HPL lamp. The 575 W tungsten softlight is formed around a 392 mm sleek, spun parabolic aluminium body which maximizes its curves to look as good on stage as the performers it illuminates. The picklePATT proves that lighting fixtures can be more than just a practical necessity – the luminaires themselves can be a piece of art and create the mood.	Quad Top Loader Case	10990158	1 600,00	
			Standard version:	Dual Top Loader Case	10990157	1 805,00
			Cardboard	10990150	1 320,00	
	picklePATT ES	The picklePATT ES is specifically designed for domestic use, utilizing readily available LED bulb E27.	Cardboard	10990161	1 320,00	
Flight cases						
	Dual Top Loader Case picklePATT	This case provides perfect protection for picklePATT in the touring and rental market. It is constructed from high-quality, water repellent 7 mm thick plywood. It has a black finish exterior and features aluminium protected edges and tough steel corners. This single case is equipped with four metal recessed wheels for easy transport.		10120192	970,00	
	Quad Top Loader Case picklePATT	This Quad Top Loader Case provides full protection four picklePATT units. It was built to endure the rigors of the touring and rental market. The case is manufactured from high-quality, water repellent 7 mm thick plywood. The features include durable construction, consisting of ball corners, strong metal handles and roller castors on the base to enable easy roll-on and roll-out.		10120191	1 135,00	
Accessories						
	Lamp HPL575 240V LL	HPL 575 240V is a longlife version of the halogen High Performance Lamp (HPL). Lamp base G 9.5 with heatsink, colour temperature 3050 K, average service life 1500 h. The lamp is usable in the picklePATT.	Cardboard	14080055	25,00	
	Lamp HPL575 120V X	HPL 575 120V is a longlife version of the halogen High Performance Lamp (HPL). Lamp base G 9.5 with heatsink, colour temperature 3050 K, average service life 1500 h. The lamp is usable in the picklePATT.	Cardboard	14080056	25,00	
	LED Bulb , classic design, E27	LED Bulb, classic design, colour temperature 2700 K, average service life 15 000 h.	Cardboard	14080057	30,00	
	Tripod for picklePATT	Tripod for picklePATT. For Domestic use only! No Commercial Warranties! Made for use with PickePATT only!	Cardboard	10980287	425,00	
	Floor Stand for PATT 2013/ picklePATT	Floor Stand for PATT 2013, picklePATT.	Cardboard	10980259	70,00	
	Spigot for PATT 2013/2017, picklePATT, pixelPATT	Spigot for PATT 2013/2017, picklePATT, pixelPATT.	Cardboard	10980260	130,00	
ROBIN ColorStrobe, ROBIN ColorStrobe Lite, ROBIN UV Strobe						
Photo	Model	Product Description	Packaging	EU code	EUR	
	ROBIN ColorStrobe Cables not included.	Power is everything, now in color! Add colour into your blinding strobing sequences with the ColorStrobe to achieve dyed effects, white flashing with colourful backgrounds or continuous bright light output with colored animations. Ultimately controllable, configurable and arrayable. Super fast bursts of high powered pulses can be adjusted in frequency, duration and intensity, optically harnessed from the 120x High Power RGBW chips. Easy to rig individually or in multiples and easy to program, using direct segment control or the pre-defined macros. Fitted with the standard Robe RNS touch screen system with DMX, RDM, Art-Net, MA Net and sACN protocols. Optional wireless DMX module.	Standard version:	Quad Top Loader Case	10870862	5 565,00
			Standard version:	Single Top Loader Case	10570862	5 845,00
			Standard version:	Cardboard	10070862	5 255,00
			Wireless version:	Quad Top Loader Case	10870872	5 745,00
			Wireless version:	Single Top Loader Case	10570872	6 030,00
			Wireless version:	Cardboard	10070872	5 440,00
	ROBIN ColorStrobe Lite Cables not included.	Add colour into your blinding strobing sequences with the ColorStrobe to achieve dyed effects, white flashing with colourful backgrounds or continuous bright light output with coloured animations. While the ColorStrobe is controllable, configurable and arrayable into stacks of multiple units, the ColorStrobe Lite is a single hanging fixture with reduced weight. Super fast bursts of high-powered pulses can be adjusted in frequency, duration and intensity, optically harnessed from the 120x High Power RGBW multichips. Easy to program, using direct segment control or the pre-defined macros.	Standard version:	Quad Top Loader Case	10870981	4 855,00
			Standard version:	Single Top Loader Case	10570981	5 135,00
			Standard version:	Cardboard	10070981	4 545,00
			Wireless version:	Quad Top Loader Case	10870982	5 040,00
			Wireless version:	Single Top Loader Case	10570982	5 320,00
			Wireless version:	Cardboard	10070982	4 730,00

	ROBIN UV Strobe	Eye – popping UV effects with visible indigo glow combined with bright white strobe-blinder effects is making this product a truly unique on the market. Ultimately controllable, configurable and arrayable. Super fast bursts of high-powered pulses can be adjusted in frequency, duration and intensity, optically harnessed from the 40x High Power White LED chips and 80x High Power UV LED chips. UV Strobe is easy to rig individually or in multiples and easy to program using direct segment control or predefined macros. Fitted with the standard Robe RNS touch screen system with DMX, RDM, Art-Net, MA Net and sACN protocols. Optional wireless DMX module.	Standard version:	Quad Top Loader Case	10870863	5 565,00
				Single Top Loader Case	10570863	5 845,00
				Cardboard	10070863	5 255,00
			Wireless version:	Quad Top Loader Case	10870873	5 745,00
				Single Top Loader Case	10570873	6 030,00
				Cardboard	10070873	5 440,00
Cables						
	Mains Cable powerCON TRUE1 In/open ended, EU 2m, Outdoor	Mains Cable powerCON TRUE1 In/open ended, EU 2m, Outdoor.			13052276	35,00
	Mains Cable powerCON TRUE1 In/open ended, US 2m, Outdoor	Mains Cable powerCON TRUE1 In/open ended, US 2m, Outdoor.			13052277	35,00
	Mains Cable powerCON TRUE1 In/Schuko, 2m, Indoor	Mains Cable powerCON TRUE1 In/Schuko, 2m, Indoor.			13052405	35,00
	Mains Cable powerCON TRUE1 In/US, 2m, Indoor	Mains Cable powerCON TRUE1 In/US, 2m, Indoor.			13052406	35,00
	Mains Cable powerCON TRUE1 In/CEE 16A, 2m, Indoor	Mains Cable powerCON TRUE1 In/CEE 16A, 2m, Indoor.			13052445	55,00
	Mains Cable powerCON TRUE1 In/open ended, 2m, Indoor	Mains Cable powerCON TRUE1 In/open ended, 2m, Indoor.			13052407	35,00
Flight cases						
	Single Top Loader Case ROBIN Strobe/ColorStrobe	This case provides perfect protection for one ROBIN Strobe in the touring, rental and staging market, smooth travel. It is constructed from high-quality, water repellent 7 mm thick plywood, complete with smart black finish exterior, aluminium protected edges and tough steel corners.			10120182	595,00
	Quad Top Loader Case ROBIN Strobe/ColorStrobe	This case provides perfect protection for four units of ROBIN Strobe for the touring and rental market. It is constructed from high-quality, water repellent 9 mm thick plywood. It has a black finish exterior and features aluminium protected edges and tough steel corners. This quad case is equipped with four metal recessed wheels for easy transport.			10120183	1 240,00
Accessories						
	Floor Stand for ROBIN Strobe, ColorStrobe	Floor Stand for ROBIN Strobe, ColorStrobe.		Cardboard	10980261	100,00
	Floor Stand for ROBIN Strobe Lite, ColorStrobe Lite	Floor Stand for ROBIN Strobe Lite, ColorStrobe Lite.		Cardboard	10980276	70,00
	Barndoor for ROBIN Strobe, ColorStrobe, Strobe Lite, ColorStrobe Lite	Barndoor for ROBIN Strobe, ColorStrobe, Strobe Lite, ColorStrobe Lite.		Cardboard	10980262	75,00
	Frame Adaptor for ROBIN Strobe, ColorStrobe, Strobe Lite, ColorStrobe Lite	Frame Adaptor for ROBIN Strobe, ColorStrobe, Strobe Lite, ColorStrobe Lite.		Cardboard	10980263	65,00
	Gel Frame for ROBIN Strobe, ColorStrobe, Strobe Lite, ColorStrobe Lite	Gel Frame for ROBIN Strobe, ColorStrobe, Strobe Lite, ColorStrobe Lite.		Cardboard	10980264	20,00
	Stacker for ROBIN Strobe, ColorStrobe	Stacker for ROBIN Strobe, ColorStrobe.		Cardboard	10980265	310,00
	Omega Adaptor CL-regular 2 pcs	Replacement Omega adaptor CL only – attention: 2 pcs are already supplied in box as standard.		Cardboard	10980033	70,00
	Doughty Trigger Clamp	Designed to allow one person to hang heavy equipment, the weight of the object being hung, becomes its own safety factor by automatically closing the trigger and the bottom half of the clamp.		Cardboard	17030386	60,00
	Safety wire 35 kg	Safety line cable designed to provide additional security for mounted or hanged equipment.			99011963	35,00








Strobe IP, ColorStrobe IP, UVStrobe IP						
Photo	Model	Product Description	Packaging	EU code	EUR	
	Strobe IP	Powerful strobe and super bright wash for outdoor exposures. The Strobe IP from Robe is the most sophisticated strobe-blinder effects unit on the market. A high IP rating of 67 provides the reliability required for the most demanding projects, including permanent installations or temporary events. Ultimately controllable, super fast bursts of high-powered pulses can be adjusted in frequency, duration and intensity, optically harnessed from the 60x High Power LED chips. Strobe IP is easy to rig and program using direct segment control or predefined macros. The compact size and weight of the Strobe IP combined with its adaptability make installation a smooth and streamlined process.	Standard version: Single Top Loader Case	10563189	2 670,00	
			Cardboard	10063189	2 050,00	
			Wireless version: Single Top Loader Case	10563153	2 850,00	
			Cardboard	10063153	2 235,00	
	ColorStrobe IP	Powerful strobe in color for outdoor exposures. Add color into your outdoor blinding strobing sequences with the ColorStrobe IP to achieve dyed effects, white flashing with colorful backgrounds or continuous bright light output with colored animations. Ultimately controllable, super fast bursts of high-powered pulses can be adjusted in frequency, duration and intensity, optically harnessed from the 60x High Power RGBW LED chips. ColorStrobe IP is easy to rig and program, using direct segment control or predefined macros. A high IP rating of 67 provides the reliability required for the most demanding projects, including permanent installations or temporary events. The compact size and of the ColorStrobe IP combined with its adaptability make installation a smooth and streamlined process.	Standard version: Single Top Loader Case	10563190	3 355,00	
			Cardboard	10063190	2 740,00	
			Wireless version: Single Top Loader Case	10563152	3 540,00	
			Cardboard	10063152	2 920,00	
	UVStrobe IP	Breathtaking UV strobe and wash for outdoor exposures. 180W LED luminaire provides the output at 385nm ideal for all kinds of entertainment events. UV Strobe IP is a high IP rating of 67 providing the reliability required for the most demanding projects, including fixed installations or temporary events. UV Strobe IP is easy to rig and program using segment control or predefined macros, super fast bursts of high powered LEDs with adjustable duration and intensity. UV Strobe IP is a great tool for theme parks, theatres and all types of entertainment events.	Standard version: Single Top Loader Case	10563191	3 355,00	
			Cardboard	10063191	2 740,00	
			Wireless version: Single Top Loader Case	10563154	3 540,00	
			Cardboard	10063154	2 920,00	
Flight cases						
	Single Top Loader Case Strobe IP/ Divine 60 UV/ Divine 160	This case provides perfect protection for one Divine 160 / Divine 60 UV / Strobe IP in the touring, rental and staging market, smooth travel. It is constructed from high-quality, water repellent 7 mm thick plywood, complete with smart black finish exterior, aluminium protected edges and tough steel corners.		10120220	620,00	
Accessories						
	Top Hat Strobe IP/Divine 60 UV	Top Hat Strobe IP, ColorStrobe IP, UVStrobe IP, Divine 60 UV, black.	Cardboard	10980354	95,00	
	Half Top Hat Strobe IP/Divine 60 UV	Half Top Hat Strobe IP, ColorStrobe IP, UVStrobe IP, Divine 60 UV, black.	Cardboard	10980355	90,00	
	Barndoor Module Strobe IP/Divine 60 UV	Barndoor Module Strobe IP, ColorStrobe IP, UVStrobe IP, Divine 60 UV, black.	Cardboard	10980356	95,00	
	Wire Guard/Anti-Glare Strobe IP/Divine 60 UV	Wire Guard/Anti-Glare Strobe IP, ColorStrobe IP, UVStrobe IP, Divine 60 UV, black.	Cardboard	10980385	95,00	
	Gel Frame Strobe IP	Gel Frame suitable for Strobe IP and ColorStrobe IP, black.	Cardboard	10980364	120,00	
	Set of Rubber Feet black	Set of Rubber Feet black.	Cardboard	10980370	35,00	
	Omega Adaptor CL-regular 2 pcs	Replacement Omega adaptor CL only – attention: 2 pcs are already supplied in box as standard.	Cardboard	10980033	70,00	
	Doughty Trigger Clamp	Designed to allow one person to hang heavy equipment, the weight of the object being hung, becomes its own safety factor by automatically closing the trigger and the bottom half of the clamp.	Cardboard	17030386	60,00	
	Safety wire 35 kg	Safety line cable designed to provide additional security for mounted or hanged equipment.		99011963	35,00	

Divine 160 RGBW							
Photo	Model	Product Description	Packaging	Model	EU code	EUR	
	Divine 160 RGBW Including Universal Base Adaptor.	The Divine 160 is a high-performance 440W luminaire with phenomenal light output that can be used for a variety of entertainment and architectural lighting scenarios including the application of dynamic colour changing effects to building exteriors and façades, or illuminating complete areas with subtle CCT controllable white light. The Divine is available in numerous configuration options including optics for flood or accent lighting. RGBW, SmartWhite or PureWhite in a variety of colour temperatures combined with different mounting options and accessories make Divine a truly flexible solution. A high IP rating of 67 and 2-year warranty underline the reliability required for the most demanding projects, be they permanent installations or temporary events. The compact size and low weight of the Divine combined with its adaptability make installation a smooth and streamlined process.	Standard version:	Cardboard	16°	10063177	2 560,00
			Cardboard	24°	10063178	2 560,00	
			Cardboard	41°	10063179	2 560,00	
			Wireless version:	Cardboard	16°	10063185	2 740,00
			Cardboard	24°	10063186	2 740,00	
			Cardboard	41°	10063187	2 740,00	
Flight cases							
	Single Top Loader Case Strobe IP/ Divine 60 UV/ Divine 160	This case provides perfect protection for one Divine 160 / Divine 60 UV / Strobe IP in the touring, rental and staging market, smooth travel. It is constructed from high-quality, water repellent 7 mm thick plywood, complete with smart black finish exterior, aluminium protected edges and tough steel corners.			10120220	620,00	
Accessories							
	Top Hat Divine 160	Top Hat Divine 160 black.	Cardboard		10980382	60,00	
	Half Top Hat Divine 160	Half Top Hat Divine 160 black.	Cardboard		10980383	60,00	
	Barndoor Module for Divine 160	Barndoor Module for Divine 160 black.	Cardboard		10980380	105,00	
	Wire Guard/Anti-Glare Divine 160	Wire Guard/Anti-Glare Divine 160 black.	Cardboard		10980384	75,00	
	Set of Rubber Feet	Set of Rubber Feet black.	Cardboard		10980370	35,00	
	Omega Adaptor CL-regular 2 pcs	Replacement Omega adaptor CL only – attention: 2 pcs are already supplied in box as standard.	Cardboard		10980033	70,00	
	Doughty Trigger Clamp	Designed to allow one person to hang heavy equipment, the weight of the object being hung, becomes its own safety factor by automatically closing the trigger and the bottom half of the clamp.	Cardboard		17030386	60,00	
	Safety wire 35 kg	Safety line cable designed to provide additional security for mounted or hanged equipment.			99011963	35,00	
Divine 60 UV							
Photo	Model	Product Description	LED variant	Model	EU code	EUR	
	Divine 60 UV Including Universal Base Adaptor.	The Divine 60 UV is a breakthrough in true UV illumination - a 180 Watt all-LED luminaire providing superb UV output levels at 365 nm. Precision UV-stable components are housed in an IP67 rated casing with flexible mounting options enabling rapid installation, making it perfect for themed environments and events of all types. Inbuilt DMX and RDM control facilitates the accurate setting of light levels, and a wireless control option allows retro fitting into existing installations without needing additional control infrastructure. Perfectly suited for both indoor and outdoor environments, the Divine 60 UV as an ideal choice for theatres, theme parks, attractions, leisure facilities and entertainment events requiring a true UV 'black light' effect.	Standard version:	UV 365nm	38°	10063183	2 830,00
			Wireless version:	UV 365nm	38°	10063188	3 010,00
Flight cases							
	Single Top Loader Case Strobe IP/ Divine 60 UV/ Divine 160	This case provides perfect protection for one Divine 160 / Divine 60 UV / Strobe IP in the touring, rental and staging market, smooth travel. It is constructed from high-quality, water repellent 7 mm thick plywood, complete with smart black finish exterior, aluminium protected edges and tough steel corners.			10120220	620,00	
Accessories							
	Top Hat Strobe IP/Divine 60 UV	Top Hat Strobe IP, ColorStrobe IP, UVStrobe IP, Divine 60 UV, black.	Cardboard		10980354	95,00	
	Half Top Hat Strobe IP/Divine 60 UV	Half Top Hat Strobe IP, ColorStrobe IP, UVStrobe IP, Divine 60 UV, black.	Cardboard		10980355	90,00	










	Barndoor Module Strobe IP/Divine 60 UV	Barndoor Module Strobe IP, ColorStrobe IP, UVStrobe IP, Divine 60 UV, black.	Cardboard	10980356	95,00
	Wire Guard/Anti-Glare Strobe IP/Divine 60 UV	Wire Guard/Anti-Glare Strobe IP, ColorStrobe IP, UVStrobe IP, Divine 60 UV, black.	Cardboard	10980385	95,00
	Adaptor incl. Black Glass for Divine UV	Special adaptor which is mounted on the front glass of Divine UV with a slot for Black filter blocking the "white" light coming from the UV LED's. The Black filter is supplied with the adaptor.	Cardboard	10980335	360,00
	Set of Rubber Feet	Set of Rubber Feet black.	Cardboard	10980370	35,00
	Omega Adaptor CL-regular 2 pcs	Replacement Omega adaptor CL only – attention: 2 pcs are already supplied in box as standard.	Cardboard	10980033	70,00
	Doughty Trigger Clamp	Designed to allow one person to hang heavy equipment, the weight of the object being hung, becomes its own safety factor by automatically closing the trigger and the bottom half of the clamp.	Cardboard	17030386	60,00
	Safety wire 35 kg	Safety line cable designed to provide additional security for mounted or hanged equipment.		99011963	35,00

HALO

Photo	Model	Product Description	Packaging	EU code	EUR
	HALO SET (6x HALO RGB + 1x HALO DRIVER + 1x case)	HALO – a new exciting dimension in led pixel lighting for stage and set. A circle of encapsulated bright micro-pixel led's, mounted on a standard size Parcan colour frame, Halo can bring the classic fixtures back into the latest lighting designs or be used alone to add many new dimensions and effects. Controlled via DMX, the operator can quickly and simply program the most sophisticated effects using the internal content generator or switch to display pixel mapped video content. The system consists of 6 frames of RGB led's and a 6 way data controller/driver in the familiar colour-scroller truss-hanging format. The system is interconnected using the industry standard 4pin XLR scroller cables that are already part of most lighting company inventories.	Case	10071065	3 780,00
	HALO RGB frame		Cardboard	10071064	400,00
	HALO DRIVER 6-way data controller/power supply		Cardboard	10071071	700,00
Cables					
	Mains Cable powerCON TRUE1 In/Schuko, 2m, Indoor	Mains Cable powerCON TRUE1 In/Schuko, 2m, Indoor.		13052405	35,00
	Mains Cable powerCON TRUE1 In/US, 2m, Indoor	Mains Cable powerCON TRUE1 In/US, 2m, Indoor.		13052406	35,00
	Mains Cable powerCON TRUE1 In/CEE 16A, 2m, Indoor	Mains Cable powerCON TRUE1 In/CEE 16A, 2m, Indoor.		13052445	55,00
	Mains Cable powerCON TRUE1 In/open ended, 2m, Indoor	Mains Cable powerCON TRUE1 In/open ended, 2m, Indoor.		13052407	35,00
	Daisy Chain powerCON TRUE1 In/Out, EU, 2m, Indoor	Daisy Chain powerCON TRUE1 In/Out, EU, 2m, Indoor.		13052439	50,00
	Daisy Chain powerCON TRUE1 In/Out, US, 2m, Indoor	Daisy Chain powerCON TRUE1 In/Out, US, 2m, Indoor.		13052440	55,00
	Daisy Chain powerCON TRUE1 In/Out, EU, 5m, Indoor	Daisy Chain powerCON TRUE1 In/Out, EU, 5m, Indoor.		13052444	60,00
	Data cable 4-pin XLR 10m, EU, outdoor	Interconnecting cable between HALO Driver and fixture.		13051800	135,00
	Data cable 4-pin XLR 5m, EU, outdoor	Interconnecting cable between HALO Driver and fixture.		13052531	90,00
	Data cable 4-pin XLR 10m, US, indoor	Interconnecting cable between HALO Driver and fixture.		13052665	165,00
	Data cable 4-pin XLR 5m, US, indoor	Interconnecting cable between HALO Driver and fixture.		13052666	105,00

Case					
	HALO SET Top Loader Case (6x HALO RGB + 1x HALO DRIVER)	This case provides perfect protection for six units of HALO and one HALO driver. It is constructed from high-quality, water repellent 9 mm thick plywood. It has a black finish exterior and features aluminium protected edges and tough steel corners. This quad case is equipped with four metal recessed wheels for easy transport.		10120204	815,00
Accessories					
	HALO frame adaptor for ROBIN ParFect 100	HALO frame adaptor suitable for ROBIN ParFect 100.	Cardboard	10980316	50,00
	HALO Frame adaptor for ROBIN ParFect 150	HALO Frame adaptor for ROBIN ParFect 150.	Cardboard	10980348	50,00
	HALO frame adaptor for SourceFour 7,5x7,5 holder (for ETC)	HALO frame adaptor is suitable for Source Four 70 & 90 degree, Source Four 14 degree, Source Four PAR MCM, PARNEL, Source Four 15 & 30 degree zoom, Source Four 25 & 50 degree zoom.	Cardboard	10980366	50,00
	HALO frame adaptor for SourceFour 6,25x6,25 holder (for ETC)	HALO frame adaptor is suitable for Source Four 19,26,36 & 50 degree, Source Four Jr and Jr Zoom.	Cardboard	10980367	50,00
	Safety wire 50 kg	Safety line cable designed to provide additional security for mounted or hanged equipment.		99011957	40,00
	Connection wire for HALO RGB	Interconnecting wire between HALOs when used individually.		99015184	35,00

ROBIN ParFect 150 RGBW, ROBIN ParFect 150 RGBA

Photo	Model	Product Description	Packaging	EU code	EUR
	ROBIN ParFect 150 RGBW Including Accessory frame adaptor. Barndoor, Gel Frame, EggCrate, Diffusers, HALO Frame adaptor and cables not included.	An LED source ACL beam at an affordable price made in Europe, now with zoom included. ParFect 150 is a static, zoomable version of the successful LEDBeam 150 and retains all the key features including both CMY & RGBW colour control, 18-bit dimming, Tungsten emulation, selectable & variable colour temperatures and the powerful punchy beam ranging from 3,8° to 60°. The compact and lightweight moulded composite unit includes a combined hanging bracket/floor stand. Accessories such as barndoors and the gel frame give ParFect 150 the features required for TV and theatre.	Eight-Pack Top Loader Case	10471141	1 310,00
			Six-Pack Top Loader Case	10971141	1 345,00
			Single Top Loader Case	10571141	1 670,00
			Cardboard	10071141	1 135,00
	ROBIN ParFect 150 RGBA Including Accessory frame adaptor. Barndoor, Gel Frame, EggCrate, Diffusers, HALO Frame adaptor and cables not included.	The ParFect 150 RGBA has a bright, ACL style light beam with zoom control and a high CRI in an economical LED format. It produces warm golden tones while retaining the key features of precise colour control via CMY or RGBA colour mixing, ultra-smooth 18-bit dimming and a powerful 3,6° to 60° zoom. This compact, lightweight fixture includes a combined hanging/floor stand bracket, accessories such as barn doors and the gel frame, making it a versatile fixture for theatrical and educational applications.	Eight-Pack Top Loader Case	10471145	1 345,00
			Six-Pack Top Loader Case	10971145	1 380,00
			Single Top Loader Case	10571145	1 705,00
			Cardboard	10071145	1 170,00
Cables					
	Mains Cable PowerCon In/Schuko 2m	Mains Cable PowerCon In/Schuko, 2 m.		13051724	30,00
	Mains Cable PowerCon In/CEE 16A 2m	Mains Cable PowerCon In/CEE 16A, 2 m.		13051725	35,00
	Mains Cable PowerCon In/US 2m	Mains Cable PowerCon In/US, 2 m.		13051726	30,00
	Mains Cable PowerCon In/open ended 2m	Mains Cable PowerCon In/open ended, 2 m.		13051731	25,00
	Daisy Chain PowerCon In/Out EU 2m	Daisy Chain PowerCon In/Out EU, 2 m.		13051727	35,00
	Daisy Chain PowerCon In/Out US 2m	Daisy Chain PowerCon In/Out US, 2 m.		13051728	40,00
Wireless DMX					
	ROBE Wireless CRMX Dongle for compact ROBIN fixtures	The wireless CRMX is an external module which allows wireless DMX operation of the ROBIN 100 LEDBeam, ROBIN LEDBeam 150, ROBIN MiniMe, ROBIN ParFect 100, ROBIN ParFect 150, ROBIN ParFect S1, ROBIN MiniPointe, ROBIN Spikie. Simple installation into DMX input connector of the fixture without disassembling the product. Small dimensions 72x33x48mm.	Cardboard	10980127	190,00

Flight cases					
	Single Top Loader Case ROBIN ParFect 150	This case provides perfect protection for a single unit of ROBIN ParFect for the touring and rental market. It is constructed from high-quality, water repellent 7 mm thick plywood. It has a black finish exterior and features aluminium protected edges and tough steel corners.		10120217-02	540,00
	Six-Pack Top Loader Case ROBIN ParFect 150	This case can fit six units of ROBIN ParFect. It is constructed from high-quality, water repellent 7 mm thick plywood. It has a black finish exterior and features aluminium protected edges and tough steel corners. This case is equipped with four metal recessed wheels for easy transport.		10120218-02	1 250,00
	Eight-Pack Top Loader Case ROBIN ParFect 150	An ideal solution for eight ROBINS ParFect in touring and rental applications. It is constructed from high-quality, water repellent 7 mm thick plywood, with a black finish exterior and aluminium protected edges and tough steel corners. This case is equipped with four metal recessed wheels for easy transportation.		10120219-02	1 400,00
	Dual Foam Shell ROBIN ParFect 150	The Foam Shell is produced to satisfy demand on safety transport of two ParFect units. The product is made from polyurethane foam and is characterized by high strength, low weight, quality fabrication and perfect design. Suitable for building into customer cases.		20020301-01	210,00
Accessories					
	Barndoor for ROBIN ParFect 150	Adjustable barndoor module allows beam shaping and light spill elimination.	Cardboard	10980349	70,00
	Gel Frame for ROBIN ParFect 150	Gel frame for use in with ParFect 150 to support colour gels or diffusion filters.	Cardboard	10980372	25,00
	Diffuser 2° for ROBIN LEDBeam 150/ParFect 150	Diffuser 2° for LEDBeam 150/ParFect 150. Warning - Installation of the Diffuser 2° is one-shot matter as the screws are screwed into the plastic. You cannot install and uninstall the Diffuser 2° several times.	Cardboard	10980423	65,00
	Diffuser 2° for ROBIN ParFect 150	Diffuser 2° for ROBIN ParFect 150/LEDBeam 150 for installation into Gel Frame.	Cardboard	10980373	65,00
	HALO Frame adaptor for ROBIN ParFect 150	HALO Frame adaptor for ROBIN ParFect 150.	Cardboard	10980348	50,00
	EggCrate for ROBIN LEDBeam 150/ParFect 150	Replaceable EggCrate module provides different look of the multi-source front face of the fixture. EggCrate can not be used with Gel Frame.	Cardboard	10980346	35,00
	Doughty Trigger Clamp	Designed to allow one person to hang heavy equipment, the weight of the object being hung, becomes its own safety factor by automatically closing the trigger and the bottom half of the clamp.	Cardboard	17030386	60,00
	Safety wire 35 kg	Safety line cable designed to provide additional security for mounted or hanged equipment.		99011963	35,00

ROBIN ParFect 150 FW RGBW, ROBIN ParFect 150 FW RGBA					
Photo	Model	Product Description	Packaging	EU code	EUR
	ROBIN ParFect 150 FW RGBW Including Accessory frame adaptor. Barndoor, Gel Frame, EggCrate, HALO Frame adaptor and cables not included.	Professional luminaire in affordable package made in Europe. ParFect 150 FW is a static fixture with a fresnel wash type of light output. The edge of the beam is smoothly diffused at any beam angle of the remotely controllable zoom ranging from 3,8° to 60°. It has perfect colour mixing, including both CMY & RGBW colour control, 18-bit dimming, Tungsten emulation, and selectable & variable colour temperatures of pure and crispy whites. The compact and lightweight moulded composite unit includes a combined hanging bracket and floor stand. Exceptionally quiet – ParFect 150 is a perfect solution for theatres, concert halls, TV's and any kind of installation.	Eight-Pack Top Loader Case	10471171	1 360,00
			Six-Pack Top Loader Case	10971171	1 390,00
			Single Top Loader Case	10571171	1 715,00
			Cardboard	10071171	1 180,00
	ROBIN ParFect 150 FW RGBA Including Accessory frame adaptor. Barndoor, Gel Frame, EggCrate, HALO Frame adaptor and cables not included.	The ParFect 150 FW RGBA has a bright, Fresnel style soft-beam edge, with zoom control and a high CRI in an economical LED format. It produces warm golden tones while retaining the key features of precise colour control via CMY or RGBA colour mixing, ultra-smooth 18-bit dimming and a powerful 3,6° to 60° zoom. This compact, lightweight fixture includes a combined hanging/floor stand bracket, accessories such as barn doors and the gel frame, making it a versatile fixture for theatrical and educational applications.	Eight-Pack Top Loader Case	10471172	1 390,00
			Six-Pack Top Loader Case	10971172	1 425,00
			Single Top Loader Case	10571172	1 750,00
			Cardboard	10071172	1 215,00

Cables				
	Mains Cable PowerCon In/Schuko 2m	Mains Cable PowerCon In/Schuko, 2 m.	13051724	30,00
	Mains Cable PowerCon In/CEE 16A 2m	Mains Cable PowerCon In/CEE 16A, 2 m.	13051725	35,00
	Mains Cable PowerCon In/US 2m	Mains Cable PowerCon In/US, 2 m.	13051726	30,00
	Mains Cable PowerCon In/open ended 2m	Mains Cable PowerCon In/open ended, 2 m.	13051731	25,00
	Daisy Chain PowerCon In/Out EU 2m	Daisy Chain PowerCon In/Out EU, 2 m.	13051727	35,00
	Daisy Chain PowerCon In/Out US 2m	Daisy Chain PowerCon In/Out US, 2 m.	13051728	40,00
Wireless DMX				
	ROBE Wireless CRMX Dongle for compact ROBIN fixtures	The wireless CRMX is an external module which allows wireless DMX operation of the ROBIN 100 LEDBeam, ROBIN LEDBeam 150, ROBIN MiniMe, ROBIN ParFect 100, ROBIN ParFect 150, ROBIN ParFect S1, ROBIN MiniPointe, ROBIN Spikie. Simple installation into DMX input connector of the fixture without disassembling the product. Small dimensions 72x33x48mm.	Cardboard 10980127	190,00
Flight cases				
	Single Top Loader Case ROBIN ParFect 150	This case provides perfect protection for a single unit of ROBIN ParFect for the touring and rental market. It is constructed from high-quality, water repellent 7 mm thick plywood. It has a black finish exterior and features aluminium protected edges and tough steel corners.	10120217-02	540,00
	Six-Pack Top Loader Case ROBIN ParFect 150	This case can fit six units of ROBIN ParFect and offers another four compartments for accessories. It is constructed from high-quality, water repellent 7 mm thick plywood. It has a black finish exterior and features aluminium protected edges and tough steel corners. This case is equipped with four metal recessed wheels for easy transport.	10120218-02	1 250,00
	Eight-Pack Top Loader Case ROBIN ParFect 150	An ideal solution for eight ROBINS ParFect in touring and rental applications. It is constructed from high-quality, water repellent 7 mm thick plywood, with a black finish exterior and aluminium protected edges and tough steel corners. This case is equipped with four metal recessed wheels for easy transportation.	10120219-02	1 400,00
	Dual Foam Shell ROBIN ParFect 150	The Foam Shell is produced to satisfy demand on safety transport of two ParFect units. The product is made from polyurethane foam and is characterized by high strenght, low weight, quality fabrication and perfect design. Suitable for building into customer cases.	20020301-01	210,00
Accessories				
	Barndoor for ROBIN ParFect 150	Adjustable barndoor module allows beam shaping and light spill elimination.	Cardboard 10980349	70,00
	Gel Frame for ROBIN ParFect 150	Gel frame for use in with ParFect 150 to support colour gels or diffusion filters.	Cardboard 10980372	25,00
	HALO Frame adaptor for ROBIN ParFect 150	HALO Frame adaptor for ROBIN ParFect 150.	Cardboard 10980348	50,00
	EggCrate for ROBIN LEDBeam 150/ParFect 150	Replaceable EggCrate module provides different look of the multi-source front face of the fixture. EggCrate can not be used with Gel Frame.	Cardboard 10980346	35,00
	Doughty Trigger Clamp	Designed to allow one person to hang heavy equipment, the weight of the object being hung, becomes its own safety factor by automatically closing the trigger and the bottom half of the clamp.	Cardboard 17030386	60,00
	Safety wire 35 kg	Safety line cable designed to provide additional security for mounted or hanged equipment.	99011963	35,00

ROBIN iParFect 150 FW, ROBIN iParFect 150 FW RGBA						
Photo	Model	Product Description	Packaging	EU code	EUR	
	ROBIN iParFect 150 FW RGBW Including Accessory frame adaptor. Barndoor, Gel Frame and cables not included.	The all-new iParFect 150 FW RGBW is loaded with killer features. It has an exceptionally-wide zoom range, is completely silent with passive cooling and with an IP 65 rating, is ideal for television, theatres, concert halls and any kind of outdoor events. Other characteristics include CMY & RGBW colour control, 18-bit dimming and Tungsten emulation with both selectable & variable colour temperatures providing total output control. The powerful, punchy beam with a zoom range of 3,8° to 60°, combined with a Fresnel style beam edge, results in a smooth, homogenised beam of light. This compact, lightweight fixture includes a combined hanging / floor stand bracket and accessories such as gel frame and barn doors.	Eight-Pack Top Loader Case	10471201	1 690,00	
			Standard version:	Six-Pack Top Loader Case	10971201	1 720,00
			Single Top Loader Case	10571201	2 115,00	
			Cardboard	10071201	1 500,00	
			Wireless version:	Eight-Pack Top Loader Case	10471211	1 875,00
			Wireless version:	Six-Pack Top Loader Case	10971211	1 905,00
Wireless version:	Single Top Loader Case	10571211	2 295,00			
Wireless version:	Cardboard	10071211	1 685,00			
	ROBIN iParFect 150 FW RGBA Including Accessory frame adaptor. Barndoor, Gel Frame and cables not included.	The all-new iParFect 150 FW RGBA features an exceptionally-wide zoom range and silent operation with passive cooling, making it ideal for theatres, concert halls and television. With an IP 65 rating, it is also perfect for any outdoor application. The RGBA LED colour combination provides a high CRI and allows designers to produce warm, rich, amber tones that are normally difficult to achieve. Other features include smooth CMY & RGBW colour control, 18-bit dimming and Tungsten emulation, with both selectable & variable colour temperatures providing total output control. The powerful, punchy beam with a zoom range of 3,8° to 60°, combined with a Fresnel style beam edge, results in a smooth, homogenised beam of light. This compact, lightweight fixture includes a combined hanging / floor stand bracket and accessories such as gel frame and barn doors.	Eight-Pack Top Loader Case	10471202	1 725,00	
			Standard version:	Six-Pack Top Loader Case	10971202	1 755,00
			Single Top Loader Case	10571202	2 145,00	
			Cardboard	10071202	1 535,00	
			Wireless version:	Eight-Pack Top Loader Case	10471212	1 910,00
			Wireless version:	Six-Pack Top Loader Case	10971212	1 940,00
Wireless version:	Single Top Loader Case	10571212	2 330,00			
Wireless version:	Cardboard	10071212	1 720,00			
Cables						
	Mains Cable powerCON TRUE1 In/open ended, EU 2m, Outdoor	Mains Cable powerCON TRUE1 In/open ended, EU 2m, Outdoor.		13052276	35,00	
	Mains Cable powerCON TRUE1 In/open ended, US 2m, Outdoor	Mains Cable powerCON TRUE1 In/open ended, US 2m, Outdoor.		13052277	35,00	
	Daisy Chain powerCON TRUE1 In/Out, EU, 0,75m, Outdoor	Daisy Chain powerCON TRUE1 In/Out, EU, 0,75m, Outdoor.		13052278	45,00	
	Daisy Chain powerCON TRUE1 In/Out, US, 0,75m, Outdoor	Daisy Chain powerCON TRUE1 In/Out, US, 0,75m, Outdoor.		13052279	45,00	
	Daisy Chain powerCON TRUE1 In/Out, EU, 2m, Outdoor	Daisy Chain powerCON TRUE1 In/Out, EU, 2m, Outdoor.		13052280	50,00	
	Daisy Chain powerCON TRUE1 In/Out, US, 2m, Outdoor	Daisy Chain powerCON TRUE1 In/Out, US, 2m, Outdoor.		13052281	50,00	
Flight cases						
	Single Top Loader Case ROBIN iParFect 150	This case provides perfect protection for a single unit of ROBIN ParFect for the touring and rental market. It is constructed from high-quality, water repellent 7 mm thick plywood. It has a black finish exterior and features aluminium protected edges and tough steel corners.		10120238	615,00	
	Six-Pack Top Loader Case ROBIN iParFect 150	This case can fit six units of ROBIN ParFect and offers another four compartments for accessories. It is constructed from high-quality, water repellent 7 mm thick plywood. It has a black finish exterior and features aluminium protected edges and tough steel corners. This case is equipped with four metal recessed wheels for easy transport.		10120239	1 310,00	
	Eight-Pack Top Loader Case ROBIN iParFect 150	An ideal solution for eight ROBINS ParFect in touring and rental applications. It is constructed from high-quality, water repellent 7 mm thick plywood, with a black finish exterior and aluminium protected edges and tough steel corners. This case is equipped with four metal recessed wheels for easy transportation.		10120240	1 520,00	
	Dual Foam Shell iParFect 150	The Foam Shell is produced to satisfy demand on safety transport of two ParFect units. The product is made from polyurethane foam and is characterized by high strength, low weight, quality fabrication and perfect design. Suitable for building into customer cases.		20020329	215,00	

Accessories					
	Barndoor for ROBIN ParFect 150	Adjustable barndoor module allows beam shaping and light spill elimination.	Cardboard	10980349	70,00
	Gel Frame for ROBIN ParFect 150	Gel frame for use in with ParFect 150 to support colour gels or diffusion filters.	Cardboard	10980372	25,00
	Doughty Trigger Clamp	Designed to allow one person to hang heavy equipment, the weight of the object being hung, becomes its own safety factor by automatically closing the trigger and the bottom half of the clamp.	Cardboard	17030386	60,00
	Safety wire 35 kg	Safety line cable designed to provide additional security for mounted or hanged equipment.		99011963	35,00

ROBIN ParFect 100 RGBW/SW/DL

Photo	Model	Product Description	Packaging	EU code	EUR	
	ROBIN ParFect 100 RGBW (black)	The ParFect, an LED source ACL beam at an affordable price and made in Europe. This unit is a static version of the successful LedBeam 100 and retains all the key features including both CMY & RGBW colour control, Tungsten emulation, Zone Fx, selectable & variable colour temperatures and the really powerful punchy 7° beam. The compact and lightweight moulded composite unit is complete with a combined hanging bracket/floor stand. Wireless DMX, clip-on diffusion filters and detachable barndoors, are available as additional cost options.	Eight-Pack Top Loader Case	50+	10470620	810,00
				1 - 49	10470620	930,00
			Six-Pack Top Loader Case	50+	10970620	840,00
				1 - 49	10970620	965,00
			Single Top Loader Case	1 - 49	10570620	1 255,00
			Cardboard	50+	10070620	695,00
	1 - 49	10070620	795,00			

The same prices are valid for all following versions.

Ordering codes:

- 10470621 ROBIN ParFect 100 SW (black) in EPTLC
- 10970621 ROBIN ParFect 100 SW (black) in SPTLC
- 10570621 ROBIN ParFect 100 SW (black) in STLC
- 10070621 ROBIN ParFect 100 SW (black) in cardboard
- 10470622 ROBIN ParFect 100 DL (black) in EPTLC
- 10970622 ROBIN ParFect 100 DL (black) in SPTLC
- 10570622 ROBIN ParFect 100 DL (black) in STLC
- 10070622 ROBIN ParFect 100 DL (black) in cardboard
- 10470623 ROBIN ParFect 100 RGBW (white) in EPTLC
- 10970623 ROBIN ParFect 100 RGBW (white) in SPTLC
- 10570623 ROBIN ParFect 100 RGBW (white) in STLC
- 10070623 ROBIN ParFect 100 RGBW (white) in cardboard
- 10470626 ROBIN ParFect 100 SW (white) in EPTLC
- 10970626 ROBIN ParFect 100 SW (white) in SPTLC
- 10570626 ROBIN ParFect 100 SW (white) in STLC
- 10070626 ROBIN ParFect 100 SW (white) in cardboard
- 10470627 ROBIN ParFect 100 DL (white) in EPTLC
- 10970627 ROBIN ParFect 100 DL (white) in SPTLC
- 10570627 ROBIN ParFect 100 DL (white) in STLC
- 10070627 ROBIN ParFect 100 DL (white) in cardboard













Cables					
	Mains Cable PowerCon In/Schuko 2m	Mains Cable PowerCon In/Schuko, 2 m.		13051724	30,00
	Mains Cable PowerCon In/CEE 16A 2m	Mains Cable PowerCon In/CEE 16A, 2 m.		13051725	35,00
	Mains Cable PowerCon In/US 2m	Mains Cable PowerCon In/US, 2 m.		13051726	30,00
	Mains Cable PowerCon In/open ended 2m	Mains Cable PowerCon In/open ended, 2 m.		13051731	25,00
	Daisy Chain PowerCon In/Out EU 2m	Daisy Chain PowerCon In/Out EU, 2 m.		13051727	35,00
	Daisy Chain PowerCon In/Out US 2m	Daisy Chain PowerCon In/Out US, 2 m.		13051728	40,00

















Wireless DMX














	ROBE Wireless CRMX Dongle for compact ROBIN fixtures	The wireless CRMX is an external module which allows wireless DMX operation of the ROBIN 100 LEDBeam, ROBIN LEDBeam 150, ROBIN MiniMe, ROBIN ParFect 100, ROBIN ParFect 150, ROBIN ParFect S1, ROBIN MiniPointe, ROBIN Spikie. Simple installation into DMX input connector of the fixture without disassembling the product. Small dimensions 72x33x48mm.	Cardboard	10980127	190,00
--	---	--	-----------	----------	---------------

Flight cases						
	Single Top Loader Case ROBIN ParFect	This case provides perfect protection for a single unit of ROBIN ParFect for the touring and rental market. It is constructed from high-quality, water repellent 7 mm thick plywood. It has a black finish exterior and features aluminium protected edges and tough steel corners.			10120153	460,00
	Six-Pack Top Loader Case ROBIN ParFect	This case can fit six units of ROBIN ParFect and offers another four compartments for accessories. It is constructed from high-quality, water repellent 7 mm thick plywood. It has a black finish exterior and features aluminium protected edges and tough steel corners. This case is equipped with four metal recessed wheels for easy transport.			10120154	1 010,00
	Eight-Pack Top Loader Case ROBIN ParFect	An ideal solution for eight ROBINS ParFect in touring and rental applications. It is constructed from high-quality, water repellent 7 mm thick plywood, with a black finish exterior and aluminium protected edges and tough steel corners. This case is equipped with four metal recessed wheels for easy transportation.			10120155	1 090,00
	Dual Foam Shell ROBIN ParFect	The Dual ROBIN ParFect Foam Shell is produced to satisfy demand on safety transport of two Robin ParFect units. The product is made from polyurethane foam and is characterized by high strength, low weight, quality fabrication and perfect design. Suitable for building into customer cases. Dimensions 560*225*500 mm. Weight: 4,5 kg.			20020217	175,00
Accessories						
	Barndoor for ROBIN ParFect 100 (black)	Adjustable barndoor module allows beam shaping and light spill elimination.	Cardboard		10980189	30,00
	Accessory frame adaptor for ROBIN ParFect 100 (black)	The adaptor allows mounting of additional accessories - barndoor and diffuser.	Cardboard		10980193	25,00
	Gel Frame for ROBIN ParFect 100 (black)	Gel frame for use in with ParFect 100 to support colour gels or diffusion filters.	Cardboard		10980204	10,00
	Barndoor for ROBIN ParFect 100 (white)	Adjustable barndoor module allows beam shaping and light spill elimination.	Cardboard		10980206	30,00
	Accessory frame adaptor for ROBIN ParFect 100 (white)	The adaptor allows mounting of additional accessories - barndoor and gel frame.	Cardboard		10980205	25,00
	Gel Frame for ROBIN ParFect 100 (white)	Gel frame for use in with ParFect 100 to support colour gels or diffusion filters.	Cardboard		10980207	10,00
	Diffuser 10° for ROBIN ParFect 100 (black)	Diffusion Filter 10°.	Cardboard	1 pc	10980191	30,00
				6 pcs	10980192	165,00
	Diffuser 20° for ROBIN ParFect 100 (black)	Diffusion Filter 20°.	Cardboard	1 pc	10980185	30,00
				6 pcs	10980186	165,00
	Diffuser 40° for ROBIN ParFect 100 (black)	Diffusion Filter 40°.	Cardboard	1 pc	10980187	30,00
				6 pcs	10980188	165,00
	Diffuser 10° for ROBIN ParFect 100 (white)	Diffusion Filter 10°.	Cardboard	1 pc	10980217	30,00
				6 pcs	10980218	165,00
	Diffuser 20° for ROBIN ParFect 100 (white)	Diffusion Filter 20°.	Cardboard	1 pc	10980213	30,00
				6 pcs	10980214	165,00
	Diffuser 40° for ROBIN ParFect 100 (white)	Diffusion Filter 40°.	Cardboard	1 pc	10980215	30,00
				6 pcs	10980216	165,00
	Doughty Trigger Clamp	Designed to allow one person to hang heavy equipment, the weight of the object being hung, becomes its own safety factor by automatically closing the trigger and the bottom half of the clamp.	Cardboard		17030386	60,00
	Safety wire 35 kg	Safety line cable designed to provide additional security for mounted or hanged equipment.			99011963	35,00


ROBIN ParFect S1								
Photo	Model	Product Description	Packaging	EU code	EUR			
	ROBIN ParFect S1 6000K 23°	A powerful single source LED luminaire designed specifically to provide the highest quality of light. Available in different colour temperatures to suit the application – a crisp 6000 K white for exhibition/display or a warm 2700 K for stage performance. High resolution DMX dimming and a native 23° output, make it universally appealing. Designed and built entirely at our Czech facility in a lightweight composite material finished in either black or white. Supplied complete with gel frame, detachable barndoor set and swivel floor stand/hanging bracket. Very competitively priced and offered with a full compliment of additional cost options including: beam diffusers and plug-in wireless DMX module.	Eight-Pack Top Loader Case	50+	10470841	685,00		
				1 - 49	10470841	790,00		
			Six-Pack Top Loader Case	50+	10970841	715,00		
				1 - 49	10970841	820,00		
			Single Top Loader Case	1 - 49	10570841	1 115,00		
			Cardboard	50+	10070841	570,00		
				1 - 49	10070841	655,00		
			The same prices are valid for all following versions.					
			Ordering codes:					
			10470845 ROBIN ParFect S1 4000K 23° black in EPTLC					
10970845 ROBIN ParFect S1 4000K 23° black in SPTLC								
10570845 ROBIN ParFect S1 4000K 23° black in STLC								
10070845 ROBIN ParFect S1 4000K 23° black								
10470846 ROBIN ParFect S1 3000K 23° black in EPTLC								
10970846 ROBIN ParFect S1 3000K 23° black in SPTLC								
10570846 ROBIN ParFect S1 3000K 23° black in STLC								
10070846 ROBIN ParFect S1 3000K 23° black								
10470851 ROBIN ParFect S1 2700K 23° black in EPTLC								
10970851 ROBIN ParFect S1 2700K 23° black in SPTLC								
10570851 ROBIN ParFect S1 2700K 23° black in STLC								
10070851 ROBIN ParFect S1 2700K 23° black								
	ROBIN ParFect S1 6000K 12°	A powerful single source LED luminaire designed specifically to provide the highest quality of light. Available in different colour temperatures to suit the application – a crisp 6000 K white for exhibition/display or a warm 2700 K for stage performance. High resolution DMX dimming and a native 12° output, make it universally appealing. Designed and built entirely at our Czech facility in a lightweight composite material finished in either black or white. Supplied complete with gel frame, detachable barndoor set and swivel floor stand/hanging bracket. Very competitively priced and offered with a full compliment of additional cost options including: beam diffusers and plug-in wireless DMX module.	Eight-Pack Top Loader Case	50+	10471054	685,00		
				1 - 49	10471054	790,00		
			Six-Pack Top Loader Case	50+	10971054	715,00		
				1 - 49	10971054	820,00		
			Single Top Loader Case	1 - 49	10571054	1 115,00		
			Cardboard	50+	10071054	570,00		
				1 - 49	10071054	655,00		
			The same prices are valid for all following versions.					
			Ordering codes:					
			10471053 ROBIN ParFect S1 4000K 12° black in EPTLC					
10971053 ROBIN ParFect S1 4000K 12° black in SPTLC								
10571053 ROBIN ParFect S1 4000K 12° black in STLC								
10071053 ROBIN ParFect S1 4000K 12° black								
10471052 ROBIN ParFect S1 3000K 12° black in EPTLC								
10971052 ROBIN ParFect S1 3000K 12° black in SPTLC								
10571052 ROBIN ParFect S1 3000K 12° black in STLC								
10071052 ROBIN ParFect S1 3000K 12° black								
10471051 ROBIN ParFect S1 2700K 12° black in EPTLC								
10971051 ROBIN ParFect S1 2700K 12° black in SPTLC								
10571051 ROBIN ParFect S1 2700K 12° black in STLC								
10071051 ROBIN ParFect S1 2700K 12° black								
Cables								
	Mains Cable PowerCon In/Schuko 2m	Mains Cable PowerCon In/Schuko, 2 m.		13051724	30,00			
	Mains Cable PowerCon In/CEE 16A 2m	Mains Cable PowerCon In/CEE 16A, 2 m.		13051725	35,00			
	Mains Cable PowerCon In/US 2m	Mains Cable PowerCon In/US, 2 m.		13051726	30,00			
	Mains Cable PowerCon In/open ended 2m	Mains Cable PowerCon In/open ended, 2 m.		13051731	25,00			
	Daisy Chain PowerCon In/Out EU 2m	Daisy Chain PowerCon In/Out EU, 2 m.		13051727	35,00			
	Daisy Chain PowerCon In/Out US 2m	Daisy Chain PowerCon In/Out US, 2 m.		13051728	40,00			





Wireless DMX					
	ROBE Wireless CRMX Dongle for compact ROBIN fixtures	The wireless CRMX is an external module which allows wireless DMX operation of the ROBIN 100 LEDBeam, ROBIN LEDBeam 150, ROBIN MiniMe, ROBIN ParFect 100, ROBIN ParFect 150, ROBIN ParFect S1, ROBIN MiniPointe, ROBIN Spikie. Simple installation into DMX input connector of the fixture without disassembling the product. Small dimensions 72x33x48mm.	Cardboard	10980127	190,00
Flight cases					
	Single Top Loader Case ROBIN ParFect	This case provides perfect protection for a single unit of ROBIN ParFect for the touring and rental market. It is constructed from high-quality, water repellent 7 mm thick plywood. It has a black finish exterior and features aluminium protected edges and tough steel corners.		10120153	460,00
	Six-Pack Top Loader Case ROBIN ParFect	This case can fit six units of ROBIN ParFect and offers another four compartments for accessories. It is constructed from high-quality, water repellent 7 mm thick plywood. It has a black finish exterior and features aluminium protected edges and tough steel corners. This case is equipped with four metal recessed wheels for easy transport.		10120154	1 010,00
	Eight-Pack Top Loader Case ROBIN ParFect	An ideal solution for eight ROBINS ParFect in touring and rental applications. It is constructed from high-quality, water repellent 7 mm thick plywood, with a black finish exterior and aluminium protected edges and tough steel corners. This case is equipped with four metal recessed wheels for easy transportation.		10120155	1 090,00
	Dual Foam Shell ROBIN ParFect	The Dual ROBIN ParFect Foam Shell is produced to satisfy demand on safety transport of two Robin ParFect units. The product is made from polyurethane foam and is characterized by high strength, low weight, quality fabrication and perfect design. Suitable for building into customer cases. Dimensions 560*225*500 mm. Weight: 4,5 kg.		20020217	175,00
Accessories					
	Diffuser 28° for ROBIN ParFect S1/SB1	Diffuser 28° for ROBIN ParFect S1/SB1. Included as standard accessory of Robin ParFect S1/SB1.	Envelope	10980242	40,00
	Diffuser 40° for ROBIN ParFect S1/SB1	Optional Diffuser 40° for ROBIN ParFect S1/SB1.	Envelope	10980243	40,00
	Diffuser 50° for ROBIN ParFect S1/SB1	Optional Diffuser 50° for ROBIN ParFect S1/SB1.	Envelope	10980244	40,00
	Diffuser 62°x46° for ROBIN ParFect S1/SB1	Optional Diffuser 62°x46° for ROBIN ParFect S1/SB1.	Envelope	10980245	40,00
	Diffuser 70°x48° for ROBIN ParFect S1/SB1	Optional Diffuser 70°x48° for ROBIN ParFect S1/SB1.	Envelope	10980246	40,00
	Doughty Trigger Clamp	Designed to allow one person to hang heavy equipment, the weight of the object being hung, becomes its own safety factor by automatically closing the trigger and the bottom half of the clamp.	Cardboard	17030386	60,00
	Safety wire 35 kg	Safety line cable designed to provide additional security for mounted or hanged equipment.		99011963	35,00

ROBIN CycBar 15							
Photo	Model	Product Description	Packaging	EU code	EUR		
	ROBIN CycBar 15	Cables not included. CycBar 15 is a lightweight static 1.000 mm linear strip which uses 15 equally spaced, super bright RGBW multichip LEDs for enhanced 18-bit smooth colour mixing and linear dimming without RGB 'breakup' or grey shadows. A fixed but redefinable beam angle offers optional diffusers, now with a new system of split filters allowing three different beam angles per entire CycBar and generating asymmetrical light output for use as a high-quality cyc light. Optional barn door can trim the beam if required. The advanced pixel control based driver software provides special features including a virtual colour wheel with pre-programmed colours and a set of true whites with CTO Tungsten lamp emulation and more. The practical and highly readable small display provides a menu with personality settings plus DMX and RDM protocols.		48+	10870921	1 735,00	
			Quad Top Loader Case	24 - 47	10870921	1 830,00	
				1 - 23	10870921	1 925,00	
			Standard version:	Single Top Loader Case	1 - 23	10570921	2 230,00
				48+	10070921	1 490,00	
			Cardboard	24 - 47	10070921	1 575,00	
				1 - 23	10070921	1 660,00	
				48+	10870922	1 895,00	
			Wireless version:	Quad Top Loader Case	24 - 47	10870922	2 000,00
					1 - 23	10870922	2 105,00
				Single Top Loader Case	1 - 23	10570922	2 410,00
					48+	10070922	1 655,00
	Cardboard	24 - 47	10070922	1 745,00			
		1 - 23	10070922	1 835,00			
Cables							
	Mains Cable powerCON TRUE1 In/open ended, EU 2m, Outdoor	Mains Cable powerCON TRUE1 In/open ended, EU 2m, Outdoor.		13052276	35,00		
	Mains Cable powerCON TRUE1 In/open ended, US 2m, Outdoor	Mains Cable powerCON TRUE1 In/open ended, US 2m, Outdoor.		13052277	35,00		
	Daisy Chain powerCON TRUE1 In/Out, EU, 0,75m, Outdoor	Daisy Chain powerCON TRUE1 In/Out, EU, 0,75m, Outdoor.		13052278	45,00		
	Daisy Chain powerCON TRUE1 In/Out, US, 0,75m, Outdoor	Daisy Chain powerCON TRUE1 In/Out, US, 0,75m, Outdoor.		13052279	45,00		
	Daisy Chain powerCON TRUE1 In/Out, EU, 2m, Outdoor	Daisy Chain powerCON TRUE1 In/Out, EU, 2m, Outdoor.		13052280	50,00		
	Daisy Chain powerCON TRUE1 In/Out, US, 2m, Outdoor	Daisy Chain powerCON TRUE1 In/Out, US, 2m, Outdoor.		13052281	50,00		
	Mains Cable powerCON TRUE1 In/Schuko, 2m, Indoor	Mains Cable powerCON TRUE1 In/Schuko, 2m, Indoor.		13052405	35,00		
	Mains Cable powerCON TRUE1 In/US, 2m, Indoor	Mains Cable powerCON TRUE1 In/US, 2m, Indoor.		13052406	35,00		
	Mains Cable powerCON TRUE1 In/CEE 16A, 2m, Indoor	Mains Cable powerCON TRUE1 In/CEE 16A, 2m, Indoor.		13052445	55,00		
	Mains Cable powerCON TRUE1 In/open ended, 2m, Indoor	Mains Cable powerCON TRUE1 In/open ended, 2m, Indoor.		13052407	35,00		
	Daisy Chain powerCON TRUE1 In/Out, EU, 2m, Indoor	Daisy Chain powerCON TRUE1 In/Out, EU, 2m, Indoor.		13052439	50,00		
	Daisy Chain powerCON TRUE1 In/Out, US, 2m, Indoor	Daisy Chain powerCON TRUE1 In/Out, US, 2m, Indoor.		13052440	55,00		
	Daisy Chain powerCON TRUE1 In/Out, EU, 5m, Indoor	Daisy Chain powerCON TRUE1 In/Out, EU, 5m, Indoor.		13052444	60,00		
Flight cases							
	Single Top Loader Case ROBIN CycBar 12/15/UV	This case provides perfect protection for one ROBIN CycBar 12/15/UV in the touring, rental and staging market, smooth travel. It is constructed from high-quality, water repellent 7 mm thick plywood, complete with smart black finish exterior, aluminium protected edges and tough steel corners.		10120184	575,00		

	Quad Top Loader Case ROBIN CycBar 12/15/UV	This case provides perfect protection for four units of ROBIN CycBar 12/15/UV for the touring and rental market. It is constructed from high-quality, water repellent 9 mm thick plywood. It has a black finish exterior and features aluminium protected edges and tough steel corners. This quad case is equipped with four metal recessed wheels for easy transport.		10120185	1 080,00
Accessories					
	Diffuser 35°x70° wall wash for ROBIN CycBar 12/15	Diffuser 35°x70° wall wash for ROBIN CycBar 12/15. Included as standard accessory of CycBar 15. Optional Diffuser for ROBIN CycBar 12.	Cardboard	10980247	100,00
	Diffuser 10°x30° wall wash for ROBIN CycBar 12/15	Optional Diffuser 10°x30° wall wash for ROBIN CycBar 12/15.	Cardboard	10980248	100,00
	Diffuser 70°x35° cyc light for ROBIN CycBar 12/15	Optional Diffuser 70°x35° cyc light for ROBIN CycBar 12/15.	Cardboard	10980249	100,00
	Diffuser 30°x10° cyc light for ROBIN CycBar 12/15	Optional Diffuser 30°x10° cyc light for ROBIN CycBar 12/15.	Cardboard	10980250	100,00
	Diffuser 50° wash for ROBIN CycBar 12/15	Optional Diffuser 50° wash for ROBIN CycBar 12/15.	Cardboard	10980251	100,00
	Diffuser 32° wash for ROBIN CycBar 12/15	Optional Diffuser 32° wash for ROBIN CycBar 12/15.	Cardboard	10980252	100,00
	Shield for ROBIN CycBar 12/15/UV, black	Shield for ROBIN CycBar 12, ROBIN CycBar15, ROBIN CycBar UV, black.	Cardboard	10980421	80,00
	Cyc Light Frame SET for ROBIN CycBar 15 incl. diffusers	Cyc Light Frame SET for ROBIN CycBar 15 incl. diffusers.	Cardboard	10980422	80,00
	Gel Frame SET for ROBIN CycBar 15	Gel Frame SET for ROBIN CycBar 15.	Cardboard	10980269	25,00
	Omega Adaptor CL-regular 2 pcs	Replacement Omega adaptor CL only – attention: 2 pcs are already supplied in box as standard.	Cardboard	10980033	70,00
	Doughty Trigger Clamp	Designed to allow one person to hang heavy equipment, the weight of the object being hung, becomes its own safety factor by automatically closing the trigger and the bottom half of the clamp.	Cardboard	17030386	60,00
	Safety wire 35 kg	Safety line cable designed to provide additional security for mounted or hanged equipment.		99011963	35,00

ROBIN CycBar UV

Photo	Model	Product Description	Packaging	EU code	EUR
	ROBIN CycBar UV	The CycBar UV provides superb UV output levels at 365 nm for specialized applications where true UV, all-LED illumination is required. Precision UV-stable components are housed in an IP65-rated casing with flexible mounting options enabling rapid installation, making it perfect for themed environments and events of all types. Based on the lightweight static 1.000 mm linear bar now with 29 UV LEDs, the CycBar UV is an ideal choice for theatres, theme parks, attractions, leisure facilities and entertainment events requiring a true UV 'black light' effect. Built-in DMX and RDM control facilitates accurate light levels, and a wireless control option allow for the retro-fitting of existing installations without needing additional control options.	Quad Top Loader Case	10871221	2 780,00
			Standard version: Single Top Loader Case	10571221	3 085,00
			Cardboard	10071221	2 510,00
			Wireless version: Quad Top Loader Case	10871222	2 960,00
			Wireless version: Single Top Loader Case	10571222	3 270,00
			Wireless version: Cardboard	10071222	2 690,00

Cables					
	Mains Cable powerCON TRUE1 In/open ended, EU 2m, Outdoor	Mains Cable powerCON TRUE1 In/open ended, EU 2m, Outdoor.		13052276	35,00
	Mains Cable powerCON TRUE1 In/open ended, US 2m, Outdoor	Mains Cable powerCON TRUE1 In/open ended, US 2m, Outdoor.		13052277	35,00
	Daisy Chain powerCON TRUE1 In/Out, EU, 0,75m, Outdoor	Daisy Chain powerCON TRUE1 In/Out, EU, 0,75m, Outdoor.		13052278	45,00
	Daisy Chain powerCON TRUE1 In/Out, US, 0,75m, Outdoor	Daisy Chain powerCON TRUE1 In/Out, US, 0,75m, Outdoor.		13052279	45,00

	Daisy Chain powerCON TRUE1 In/Out, EU, 2m, Outdoor	Daisy Chain powerCON TRUE1 In/Out, EU, 2m, Outdoor.		13052280	50,00
	Daisy Chain powerCON TRUE1 In/Out, US, 2m, Outdoor	Daisy Chain powerCON TRUE1 In/Out, US, 2m, Outdoor.		13052281	50,00
	Mains Cable powerCON TRUE1 In/Schuko, 2m, Indoor	Mains Cable powerCON TRUE1 In/Schuko, 2m, Indoor.		13052405	35,00
Flight cases					
	Single Top Loader Case ROBIN CycBar 12/15/UV	This case provides perfect protection for one ROBIN CycBar 12/15/UV in the touring, rental and staging market, smooth travel. It is constructed from high-quality, water repellent 7 mm thick plywood, complete with smart black finish exterior, aluminium protected edges and tough steel corners.		10120184	575,00
	Quad Top Loader Case ROBIN CycBar 12/15/UV	This case provides perfect protection for four units of ROBIN CycBar 12/15/UV for the touring and rental market. It is constructed from high-quality, water repellent 9 mm thick plywood. It has a black finish exterior and features aluminium protected edges and tough steel corners. This quad case is equipped with four metal recessed wheels for easy transport.		10120185	1 080,00
Accessories					
	Black Glass for ROBIN CycBar UV	Black Glass for ROBIN CycBar UV.	Cardboard	10980433	370,00
	Shield for ROBIN CycBar 12/15/UV, black	Shield for ROBIN CycBar 12, ROBIN CycBar15, ROBIN CycBar UV, black.	Cardboard	10980421	80,00
	Omega Adaptor CL-regular 2 pcs	Replacement Omega adaptor CL only – attention: 2 pcs are already supplied in box as standard.	Cardboard	10980033	70,00
	Doughty Trigger Clamp	Designed to allow one person to hang heavy equipment, the weight of the object being hung, becomes its own safety factor by automatically closing the trigger and the bottom half of the clamp.	Cardboard	17030386	60,00
	Safety wire 35 kg	Safety line cable designed to provide additional security for mounted or hanged equipment.		99011963	35,00

CONTROL

Photo	Model	Product Description	Packaging	EU code	EUR
	RDM Communicator	The RDM communicator is a tool box for remote setting of Robe and Anolis fixtures via DMX link. Its main purpose is to set fixture options (DMX address, DMX mode...etc) for Anolis non-display fixtures like ArcPad Xtreme, ArcPad 48 Integral but can be used with any Robe or Anolis fixtures which support RDM protocol.	Cardboard	10080190	520,00
	Robe Universal Interface	The Robe Universal Interface is a multi-functional tool box with 2 DMX ports and one USB port. This unit communicates with a PC or Laptop via USB. The Robe Universal Interface provides fixture software updates and with additional ROBE RDM-network software provides RDM (Remote Device Management) functionality. The DreamBox supports RDM - new control protocol featuring AutoPatch and Fixture Status Monitoring. The Robe Universal Interface can be used in combination with Robe Media Fusion software as DMX input from any DMX console.	Standard version: Cardboard	10080160	550,00
	Robe Universal Interface WTX	Wireless DMX + RDM enhanced version of the Robe Universal Interface magnifies this powerful multi-functional toolbox. The unit communicates with a PC or Laptop via USB and besides the standard Robe Universal Interface features it provides wireless capabilities for both DMX controlling and bi-directional RDM setup, management and monitoring. Fixture software updates can now be carried out via wired link. The wireless communication is based on robust CRMX technology which includes advanced features such as automated cognitive coexistence, DMX fidelity, low latency, strong encryption and more.	Wireless version: Cardboard	10080245	835,00

FOG AND HAZE					
Photo	Model	Product Description	Packaging	EU code	EUR
	Faze 1050 FT	This versatile FAZE 1050 FT™ is the result of an evolution between a fog and a haze machine. The Faze 1050 FT™ has the best features of both technologies without any compromises. The FAZE emits a fine, dry haze effect which is a perfect compliment for lighting. It is equipped with a range of sophisticated features which include a high precision PCB design; aluminum cast heater, a silent heavy-duty pump and controllable twin fans. Precise fan control is achieved by 3 adjustable levels via onboard DMX. The DMX connection can be via either 3 or 5 pin connector. Silence is golden in some environments, so the FAZE 1050 FT™ is equipped with the quietest pump allowing virtually silent operation, great for noise-sensitive events. A perfect fine particled haze with minimal residue, has a minimal effect on sensitive lighting equipments. FAZE 1050 FT™ has become the machine of choice for stage and studio professionals worldwide.	Cardboard	10090023	650,00
	Fog 1600 FT	FOG 1600 FT uses newly designed piping system with electronically controlled electromechanical valve and generates clear burst without excess fog and ensures that only the purest, driest white fog is produced. This piping design automatically removes remaining fluid from the system, resulting in extended lifespan of the heater unit. Internal electronic fluid level sensor stops operation in low-fluid situations offering complete protection to the heavy-duty and silent running pump and the 100% pure aluminum cast heater. FOG 1600 FT is the perfect solution for productions needing intensive effects. FOG 1600 FT also caters to the portability needs of the touring and rental markets with custom flight cases available for this fogger.	Cardboard	10090091	680,00
	Haze 500 FT Pro	ROBE proudly unveils its latest Hazer - the HAZE 500 FT PRO™ - to the entertainment industry with great enthusiasm. This groundbreaking product is the result of extensive R'n'D in the field of haze machines, and has been developed following many years of experience and hard work. The performance of HAZE 500FT PRO™ is therefore second to none. It works spectacularly with laser beams and lighting effects to bring the best atmospheres to all events. HAZE 500 FT PRO™ is definitely the best choice for selective stage designers, performers, and audiences. Finally, the extraordinary low haze liquid consumption rate makes HAZE 500 FT PRO™ energy-efficient and environmentally-friendly.	Case	10090050	1 330,00
	Haze 400 FT	The Haze 400 FT™ has an internal, maintenance-free air compressor, a sophisticated haze transfer mechanism and a specially designed liquid tank, together with two haze nozzles. It is capable of producing large volumes of virtually invisible haze. The fine translucence and staying power of the haze is even more remarkable because this hazer has no temperature controls, hot air or warm-up times during operation. Its extremely powerful internal compressor is quiet and very efficient. Onboard DMX offers fully flexible control. Haze 400 FT™ Professional Hazer is an elegant combination of ultimate haze quality from a high capacity, low fluid consumption, silent operating machine as demanded by professionals in all sectors.	Cardboard	10090010	840,00
	X1 FT Pro	ROBE X1 FT PRO is a new, unified machine capable to quickly produce strong powerful fog or layer of even, thin haze, combining Fog and Faze operation into a single unit, make it ideal for universal operation even in large venues. Equipped with latest technology air pump and with liquid solenoid valve based pump, it enables self-cleaning feature also ensures production of fine dry fog. The built in adjustable angle fan with speed control allows easy regulation of the fog output power and direction. Road ready rugged case design provides perfect touring and transport option.	Case	10090093	2 085,00
	Standard Fog liquid	Standard Fog produces a light fog which disappears quickly.	Cardboard	10980012	15,00
	Performance Fog liquid	Performance Fog creates a moderately dense and durable fog.	Cardboard	10980013	20,00
	Premium Fog liquid	Premium Fog produces an extremely dense and very long-lasting fog.	Cardboard	10980014	25,00
	Professional Haze liquid	Oil based liquid for Hazers.	Cardboard	10980027	60,00
LAMP S					
Photo	Model	Product Description	Packaging	EU code	EUR
	Lamp Philips MSR Platinum 35	Discharge lamp; 800 W; Base PGJX 36; Colour temperature 7800 K; CRI>75; Luminous flux 55.000 Lm; Lamp life 750 hrs.	Cardboard	14080039	365,00
	Lamp MSR Gold 300/2 MiniFastFit Philips	Discharge lamp; 300 W; Base PGJX 28; Colour temperature 8800K; CRI=75; Luminous flux 22.000 Lm; Lamp life 2.000 hrs.	Cardboard	14080044	195,00
	Lamp MSR Gold 575/2 MiniFastFit Philips	Discharge lamp; 575 W; Base PGJX28; Colour temperature 7400 K; CRI>68, Luminous flux 36.000 Lm; Average lamp life 750 hrs.	Cardboard	14080038	315,00